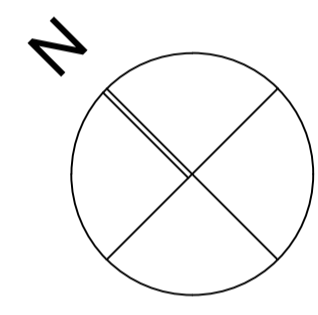
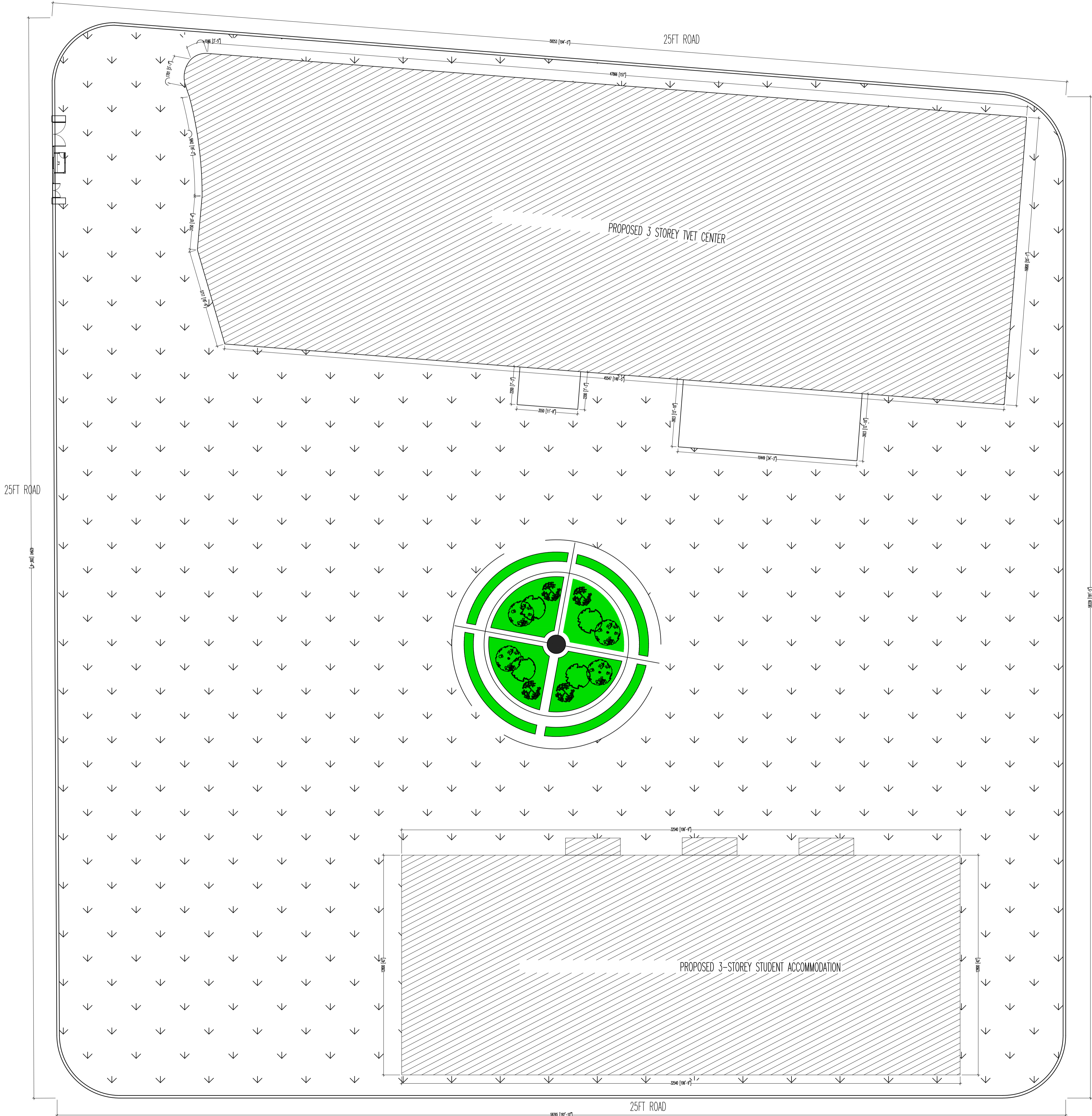


PROPOSED STUDENT'S ACCOMMODATION
GA. VILLINGILI TVET CENTER


ARCHITECTURAL DRAWINGS

01.10.2025

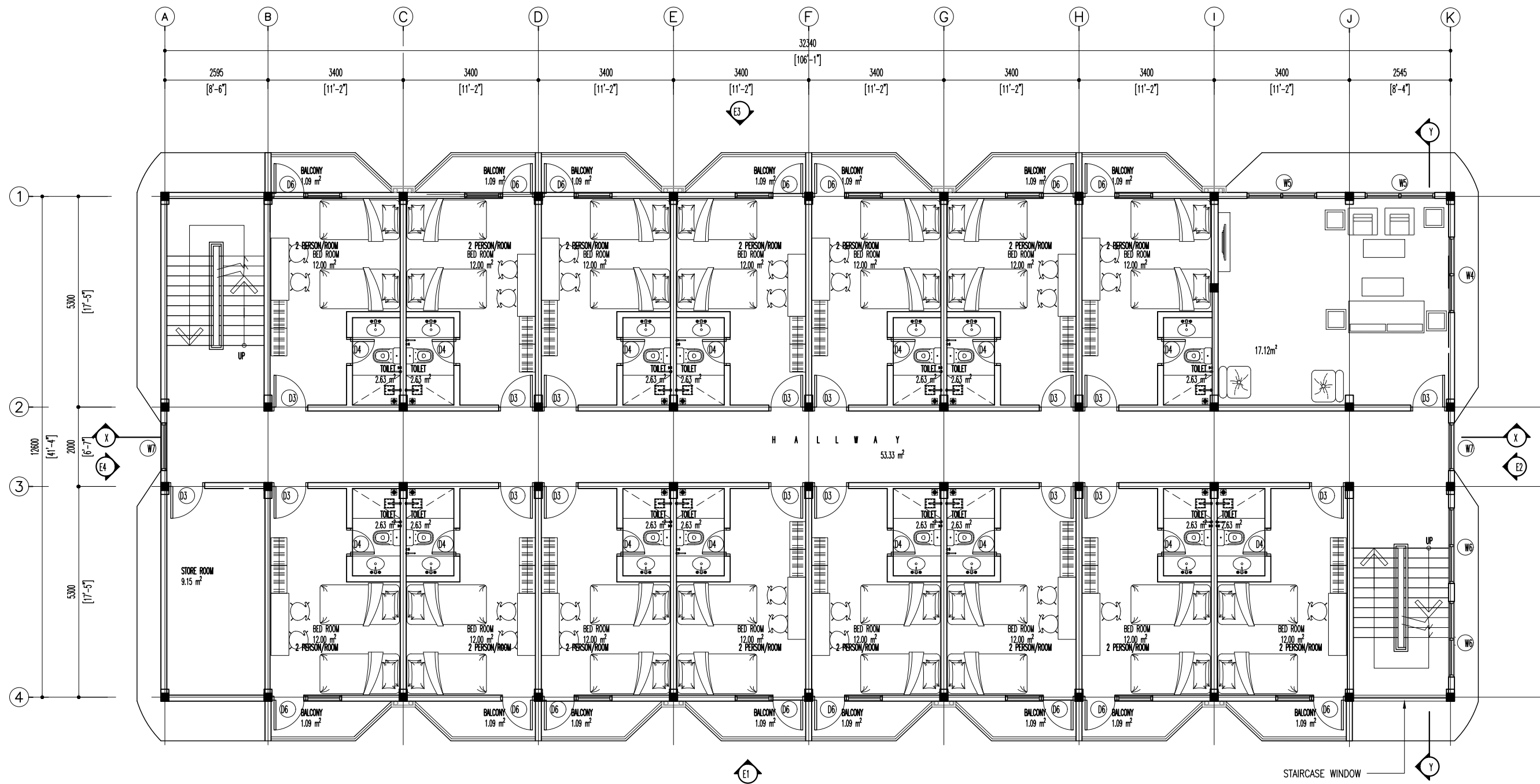


25FT ROAD

SITE PLAN
SCALE 1:300




CLIENT: MINISTRY OF HIGHER EDUCATION, LABOUR & SKILLS DEVELOPMENT		
DESIGN BY: MINISTRY OF HIGHER EDUCATION, LABOUR & SKILLS DEVELOPMENT		
WARNING: <ul style="list-style-type: none">Contractor to verify all dimensions of existing works on site before commencing any work or preparing shop drawings.Do not scale drawings, use written dimensions only.This drawing is to be read in conjunction with the specifications and conditions of contract.		
PROJECT: PROPOSED GA. VILLINGILI TVET CENTER & STUDENT ACCOMMODATION		
PHASE: <input type="radio"/> CONCEPT DESIGN <input checked="" type="radio"/> DESIGN DEVELOPMENT <input type="radio"/> TENDER DOCUMENT <input type="radio"/> FOR CONSTRUCTION <input type="radio"/> AS BUILT DRAWINGS		
DESIGNATION	NAME	SIGNATURE
ARCHITECT	ABDULLA ANEEL	
ARCHITECT	AU ZAMEER	
ENGINEER	NAASH JAMMAL	
ENGINEER	ABDULL NASEEH	
	DATE	DWG. NO:
	20.08.2025	AR01
SCALE	A1 A2 A3	
	- - -	

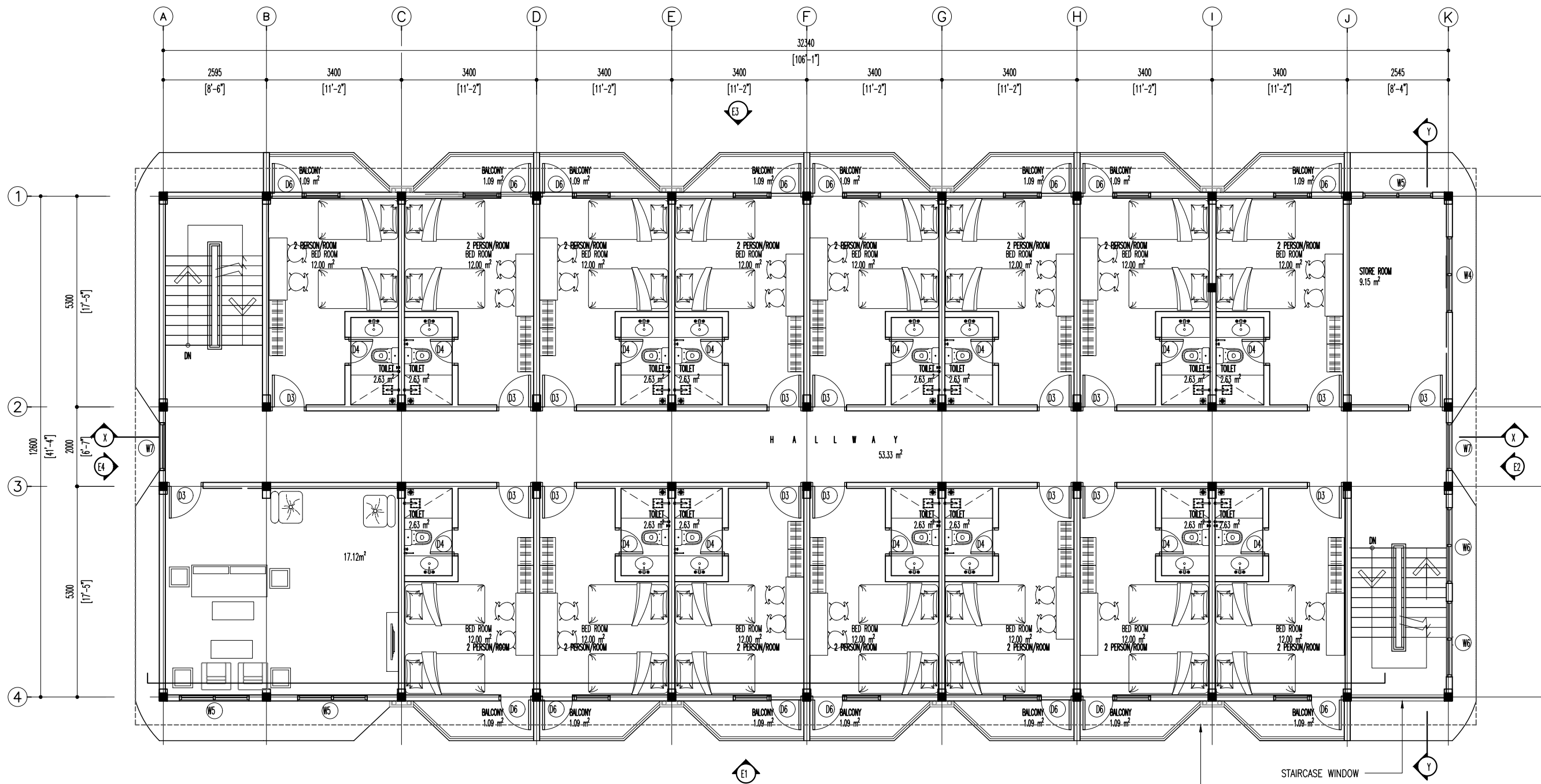


FIRST FLOOR PLAN

SCALE 1:100



CLIENT: MINISTRY OF HIGHER EDUCATION, LABOUR & SKILLS DEVELOPMENT		
DESIGN BY: MINISTRY OF HIGHER EDUCATION, LABOUR & SKILLS DEVELOPMENT		
WARNING: Contractor to verify all dimensions of existing works on site before commencing any work or preparing shop drawings. Do not scale drawings, use written dimensions only. This drawing is to be read in conjunction with the specifications and conditions of contract.		
PROJECT: PROPOSED GA. VILLINGU TVET CENTER & STUDENT ACCOMMODATION		
PHASE: <input type="radio"/> CONCEPT DESIGN <input checked="" type="radio"/> DESIGN DEVELOPMENT <input type="radio"/> TENDER DOCUMENT <input type="radio"/> FOR CONSTRUCTION <input type="radio"/> AS BUILD DRAWINGS		
DESIGNATION	NAME	SIGNATURE
ARCHITECT	ABDULLA ANEEL	
ARCHITECT	ALI ZAMEER	
ENGINEER	NAASH JAMMAL	
ENGINEER	ABDULL NASEEH	
DATE 20.08.2025		DWG. NO: AR03
SCALE	-	-

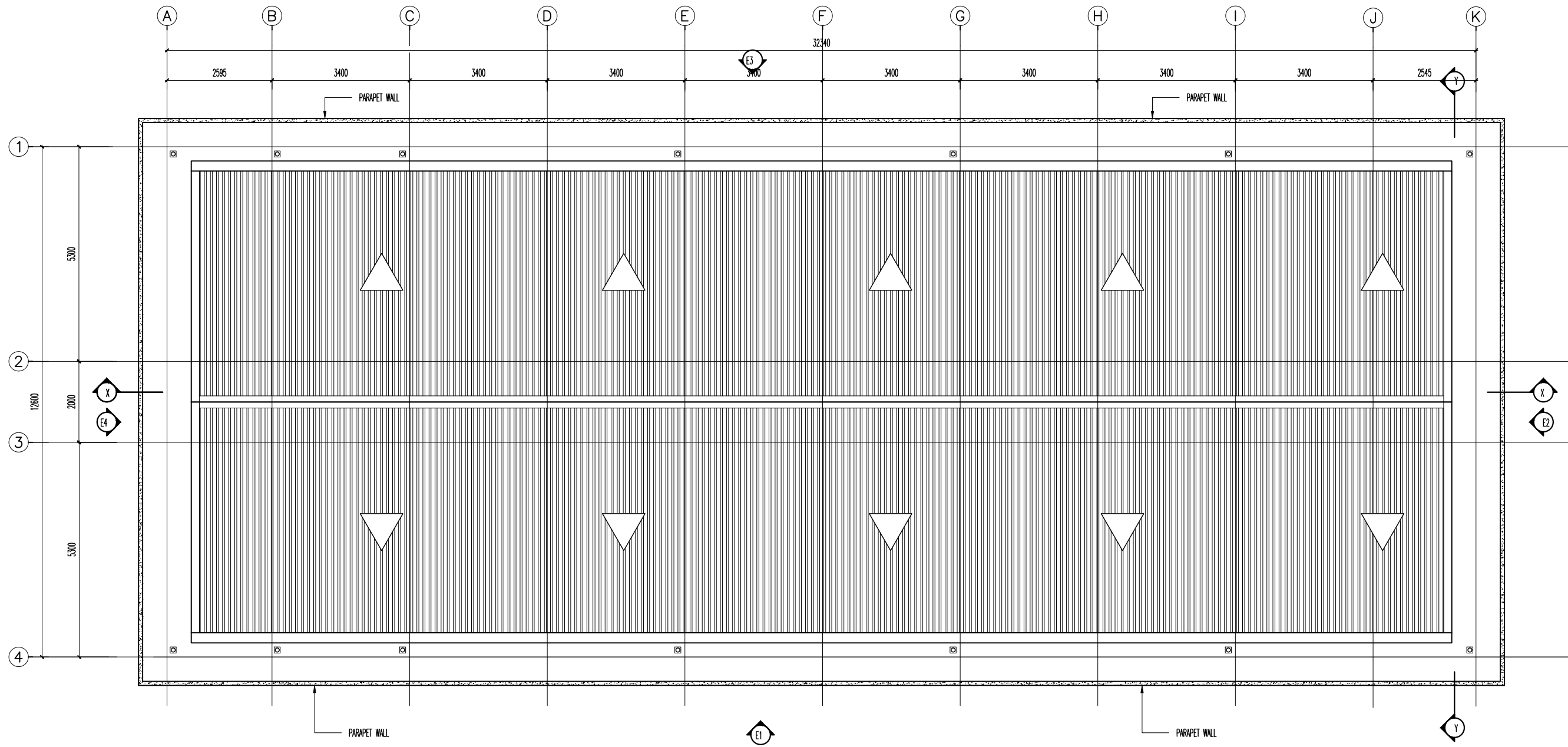


SECOND FLOOR PLAN

SCALE 1:100




CLIENT: MINISTRY OF HIGHER EDUCATION, LABOUR & SKILLS DEVELOPMENT		
DESIGN BY: MINISTRY OF HIGHER EDUCATION, LABOUR & SKILLS DEVELOPMENT		
WARNING: - Contractor to verify all dimensions of existing works on site before commencing any work or preparing shop drawings. - Do not scale drawings, use written dimensions only. - This drawing is to be read in conjunction with the specifications and conditions of contract.		
PROJECT: PROPOSED GA. VILLINGILI TVET CENTER & STUDENT ACCOMMODATION		
PHASE: <input type="radio"/> CONCEPT DESIGN <input checked="" type="radio"/> DESIGN DEVELOPMENT <input type="radio"/> TENDER DOCUMENT <input type="radio"/> FOR CONSTRUCTION <input type="radio"/> AS BUILD DRAWINGS		
DESIGNATION	NAME	SIGNATURE
ARCHITECT	ABDULLA ANEEL	
ARCHITECT	ALI ZAMEER	
ENGINEER	NAASHIH JAMAL	
ENGINEER	ABDULL NASEEH	
DATE 20.08.2025		DWG. NO: AR04
A1	A2	A3
SCALE	-	-



ROOF PLAN

SCALE 1:100



CLIENT:
MINISTRY OF HIGHER EDUCATION, LABOUR & SKILLS
DEVELOPMENT

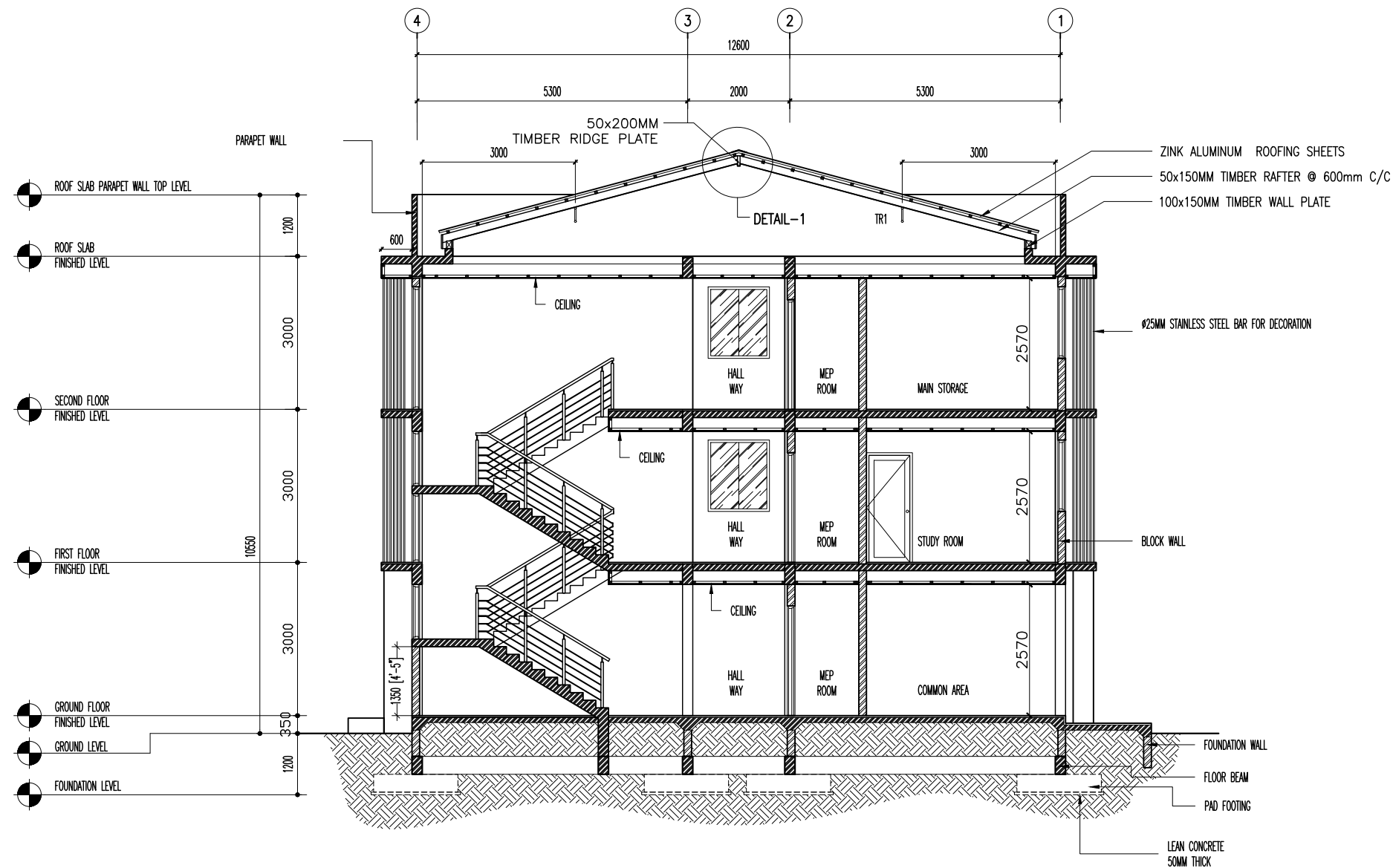
DESIGN BY:
MINISTRY OF HIGHER EDUCATION, LABOUR & SKILLS
DEVELOPMENT

WARNING:
- Contractor to verify all dimensions of existing works on site before commencing any work or preparing shop drawings.
- Do not scale drawings, use written dimensions only.
- This drawing is to be read in conjunction with the specifications and conditions of contract.

PROJECT:
PROPOSED GA. VILLINGU TVET CENTER &
STUDENT ACCOMMODATION

PHASE:
☐ CONCEPT DESIGN
☒ DESIGN DEVELOPMENT
☐ TENDER DOCUMENT
☐ FOR CONSTRUCTION
☐ AS BUILD DRAWINGS

DESIGNATION	NAME	SIGNATURE
ARCHITECT	ABDULLA ANEEL	
ARCHITECT	ALI ZAMEER	
ENGINEER	NAASHI JAMMAL	
ENGINEER	ABDULL NASEEH	
DATE		DWG. NO.
20.08.2025		AR05
A1	A2	A3
SCALE	-	-

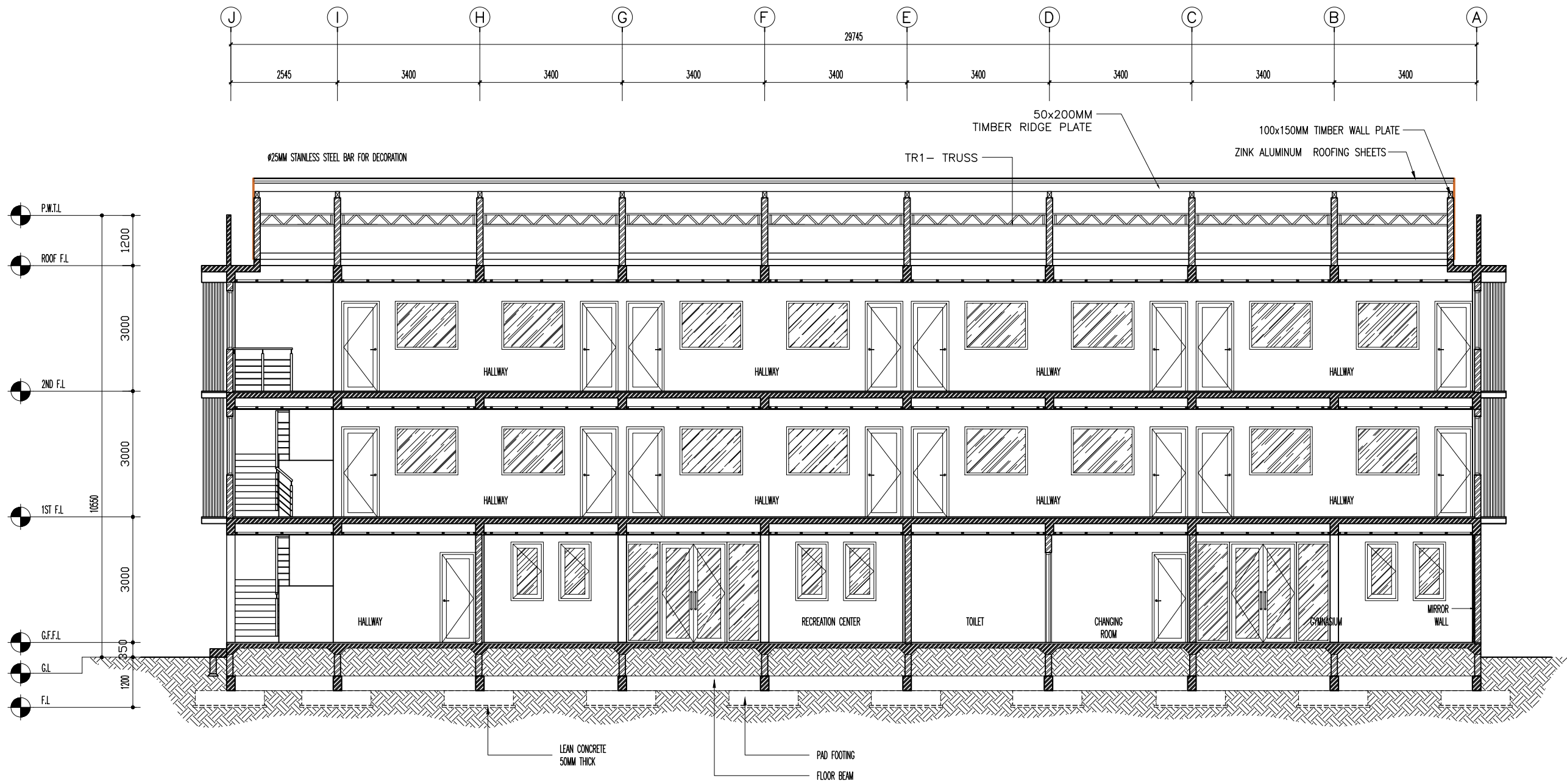


SECTION X-X

SCALE 1:100



CLIENT: MINISTRY OF HIGHER EDUCATION, LABOUR & SKILLS DEVELOPMENT		
DESIGN BY: MINISTRY OF HIGHER EDUCATION, LABOUR & SKILLS DEVELOPMENT		
WARNING: - Contractor to verify all dimensions of existing works on site before commencing any work or preparing shop drawings. - Do not scale drawings, use written dimensions only. - This drawing is to be read in conjunction with the specifications and conditions of contract.		
PROJECT: PROPOSED GA. VILLINGILI TVET CENTER & STUDENT ACCOMMODATION		
PHASE: <input type="radio"/> CONCEPT DESIGN <input checked="" type="radio"/> DESIGN DEVELOPMENT <input type="radio"/> TENDER DOCUMENT <input type="radio"/> FOR CONSTRUCTION <input type="radio"/> AS BUILD DRAWINGS		
DESIGNATION	NAME	SIGNATURE
ARCHITECT	ABDULLA ANEEL	
ARCHITECT	AJI ZAMEER	
ENGINEER	NAASH JAMMAL	
ENGINEER	ABDULL NASEEH	
DATE 20.08.2025		DWG. NO: AR06
SCALE - - -		



SECTION Y-Y

SCALE 1:100




CLIENT: MINISTRY OF HIGHER EDUCATION, LABOUR & SKILLS DEVELOPMENT		
DESIGN BY: MINISTRY OF HIGHER EDUCATION, LABOUR & SKILLS DEVELOPMENT		
WARNING: <ul style="list-style-type: none">Contractor to verify all dimensions of existing works on site before commencing any work or preparing shop drawings.Do not scale drawings, use written dimensions only.This drawing is to be read in conjunction with the specifications and conditions of contract.		
PROJECT: PROPOSED GA. VILLINGILI TVET CENTER & STUDENT ACCOMMODATION		
PHASE: <input type="radio"/> CONCEPT DESIGN <input checked="" type="radio"/> DESIGN DEVELOPMENT <input type="radio"/> TENDER DOCUMENT <input type="radio"/> FOR CONSTRUCTION <input type="radio"/> AS BUILD DRAWINGS		
DESIGNATION	NAME	SIGNATURE
ARCHITECT	ABDULLA ANEEL	
ARCHITECT	ALI ZAMEER	
ENGINEER	NAASH JAMMAL	
ENGINEER	ABDULL NASEEH	
DATE 20.08.2025		DWG. NO. AR07
A1	A2	A3
SCALE	-	-



ELEVATION - E1

SCALE 1:100



CLIENT:
MINISTRY OF HIGHER EDUCATION, LABOUR & SKILLS
DEVELOPMENT

DESIGN BY:
MINISTRY OF HIGHER EDUCATION, LABOUR & SKILLS
DEVELOPMENT

WARNING:
- Contractor to verify all
dimensions of existing
works on site before
commencing any work or
preparing shop drawings.
- Do not scale drawings, use
written dimensions only.
- This drawing is to be read
in conjunction with the
specifications and
conditions of contract.

PROJECT:
PROPOSED GA. VILLINGILI TVET CENTER &
STUDENT ACCOMMODATION


PHASE:
☐ CONCEPT DESIGN
☒ DESIGN DEVELOPMENT
☐ TENDER DOCUMENT
☐ FOR CONSTRUCTION
☐ AS BUILD DRAWINGS

DESIGNATION	NAME	SIGNATURE
ARCHITECT	ABDULLA ANEEL	
ARCHITECT	ALI ZAMEER	
ENGINEER	NAASHI JAMAIL	
ENGINEER	ABDULL NASEEH	
DATE		DWG. NO:
20.08.2025		AR08
SCALE	A1 A2 A3	
	- - -	



ELEVATION - E2

SCALE 1:100




CLIENT: MINISTRY OF HIGHER EDUCATION, LABOUR & SKILLS DEVELOPMENT		
DESIGN BY: MINISTRY OF HIGHER EDUCATION, LABOUR & SKILLS DEVELOPMENT		
WARNING: - Contractor to verify all dimensions of existing works on site before commencing any work or preparing shop drawings. - Do not scale drawings, use written dimensions only. - This drawing is to be read in conjunction with the specifications and conditions of contract.		
PROJECT: PROPOSED GA. VILLINGILI TVET CENTER & STUDENT ACCOMMODATION		
PHASE: <input type="radio"/> CONCEPT DESIGN <input checked="" type="radio"/> DESIGN DEVELOPMENT <input type="radio"/> TENDER DOCUMENT <input type="radio"/> FOR CONSTRUCTION <input type="radio"/> AS BUILD DRAWINGS		
DESIGNATION	NAME	SIGNATURE
ARCHITECT	ABDULLA ANEEL	
ARCHITECT	ALI ZAMEER	
ENGINEER	NASHI JAMAL	
ENGINEER	ABDULL NASEEH	
DATE 20.08.2025		DWG. NO: AR09
A1 A2 A3		
SCALE		- -

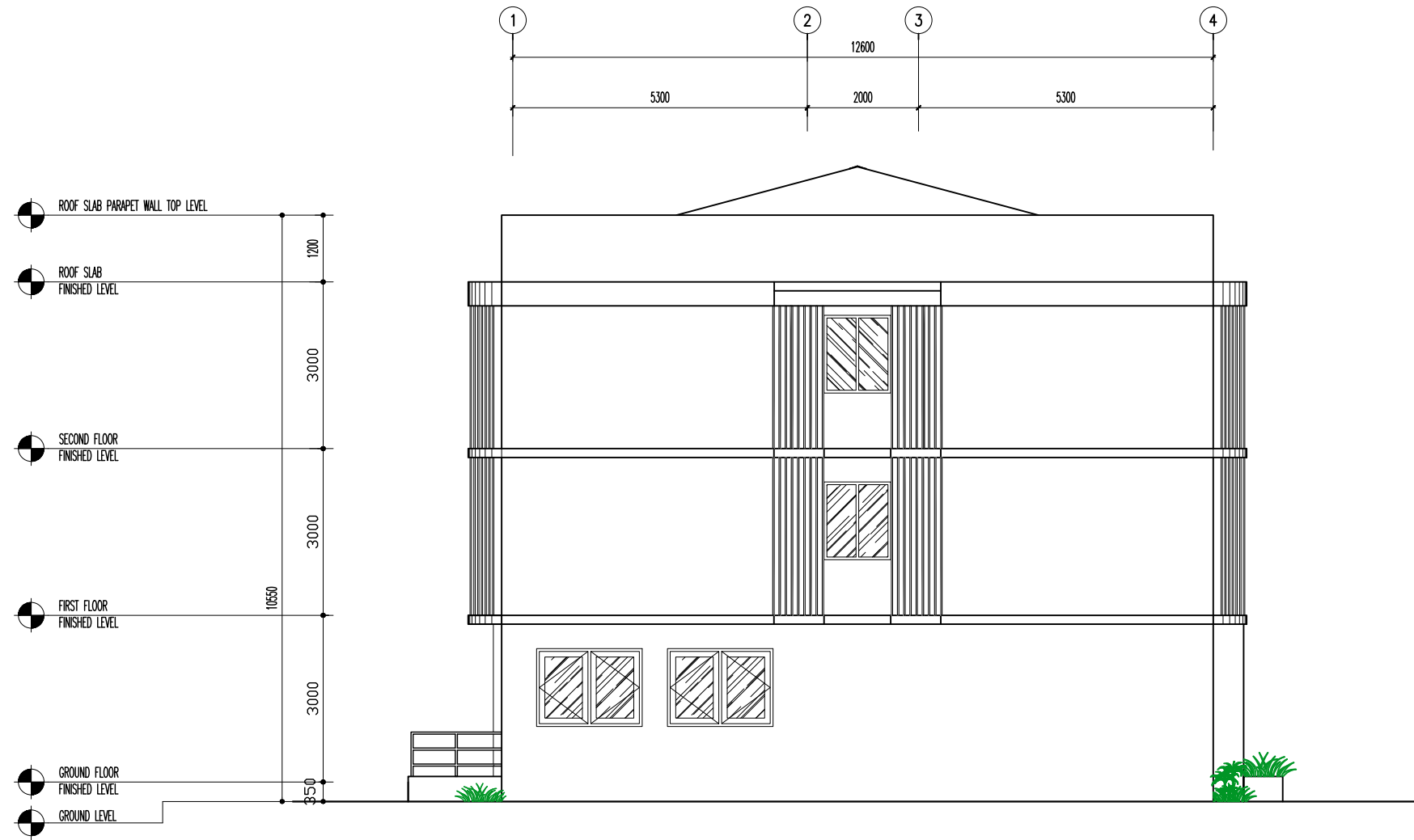


ELEVATION – E3

SCALE 1:100




CLIENT: MINISTRY OF HIGHER EDUCATION, LABOUR & SKILLS DEVELOPMENT		
DESIGN BY: MINISTRY OF HIGHER EDUCATION, LABOUR & SKILLS DEVELOPMENT		
WARNING: – Contractor to verify all dimensions of existing works on site before commencing any work or preparing shop drawings. – Do not scale drawings, use written dimensions only. – This drawing is to be read in conjunction with the specifications and conditions of contract.		
PROJECT: PROPOSED GA. VILLINGILI TVET CENTER & STUDENT ACCOMMODATION		
PHASE: <input type="radio"/> CONCEPT DESIGN <input checked="" type="radio"/> DESIGN DEVELOPMENT <input type="radio"/> TENDER DOCUMENT <input type="radio"/> FOR CONSTRUCTION <input type="radio"/> AS BUILD DRAWINGS		
DESIGNATION	NAME	SIGNATURE
ARCHITECT	ABDULLA ANEEL	
ARCHITECT	ALI ZAMEER	
ENGINEER	NASIR JAMMAL	
ENGINEER	ABDULL NASEEH	
DATE		DWG. NO:
20.08.2025		AR10
A1	A2	A3
SCALE	-	-



ELEVATION – E4

SCALE 1:100

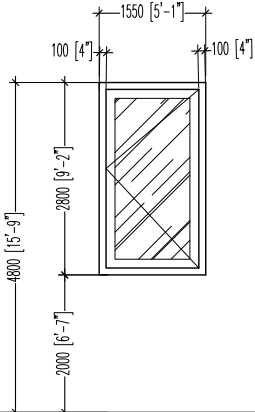
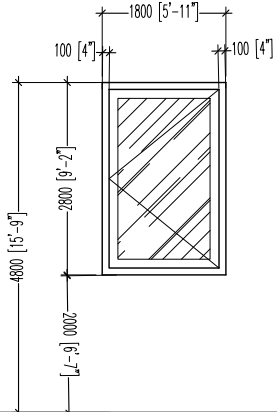
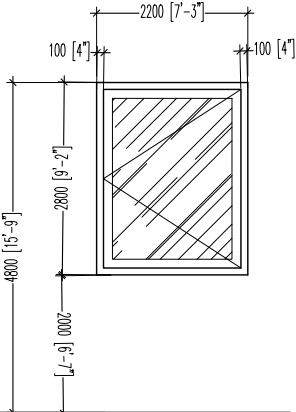
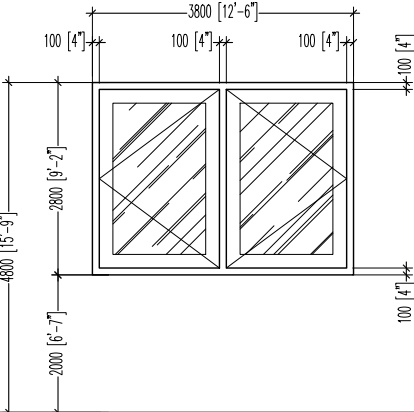
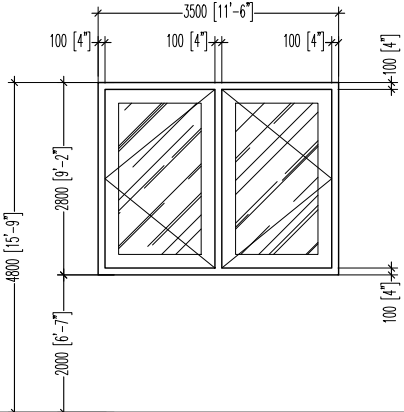


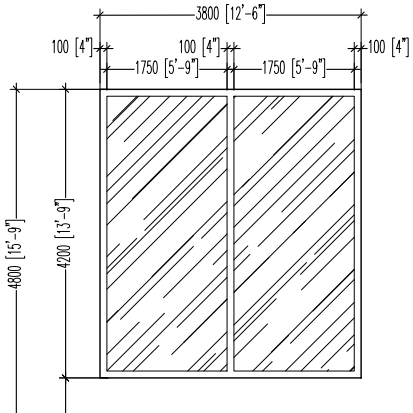
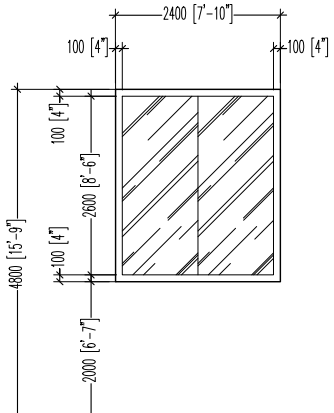
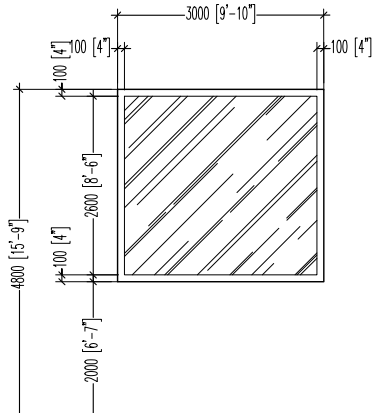
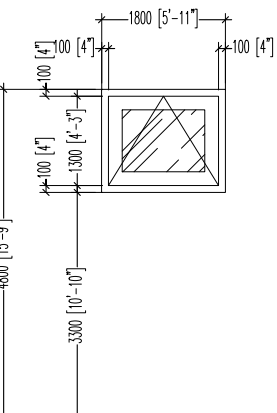
CLIENT: MINISTRY OF HIGHER EDUCATION, LABOUR & SKILLS DEVELOPMENT		
DESIGN BY: MINISTRY OF HIGHER EDUCATION, LABOUR & SKILLS DEVELOPMENT		
WARNING: <ul style="list-style-type: none">Contractor to verify all dimensions of existing works on site before commencing any work or preparing shop drawings.Do not scale drawings, use written dimensions only.This drawing is to be read in conjunction with the specifications and conditions of contract.		
PROJECT: PROPOSED GA. VILLINGILI TVET CENTER & STUDENT ACCOMMODATION		
PHASE: <input type="radio"/> CONCEPT DESIGN <input checked="" type="radio"/> DESIGN DEVELOPMENT <input type="radio"/> TENDER DOCUMENT <input type="radio"/> FOR CONSTRUCTION <input type="radio"/> AS BUILD DRAWINGS		
DESIGNATION	NAME	SIGNATURE
ARCHITECT	ABDULLA ANEEL	
ARCHITECT	ALI ZAMEER	
ENGINEER	NAASHI JAMAAL	
ENGINEER	ABDULL NASEEDH	
DATE 20.08.2025		DWG. NO: AR11
A1 A2 A3		
SCALE	-	-

SYMBOL	D1	TOTAL = 02 no.	D2	TOTAL = 02 no.	D3	TOTAL = 40 no.	D4	TOTAL = 34 no.
AREA	GA = 7.68 m²	GA = 2.4 m²	GA = 1.93 m²	GA = 1.50 m²				
ELEVATION								
LOCATION	RECEPTION CENTER / GYMNASIUM	GENT'S & LADIES' PRAY ROOM	STUDY ROOM/ MEP ROOM/KITCHEN/ WARDEN ROOM/ BED ROOM	TOILET				
QUANTITY	02	02	40	34				
DOOR FRAME	TIMBER, NYATOH OR EQUIVALENT	TIMBER, NYATOH OR EQUIVALENT	TIMBER, NYATOH OR EQUIVALENT	TIMBER, NYATOH OR EQUIVALENT				
DOOR PANEL	TIMBER PANEL WITH 6MM TEMPERED GLASS	TIMBER PANEL	TIMBER PANEL	TIMBER PANEL				
LOCK/HINGES	BRUSHED METAL (SILVER) x 6 LOCK x1	BRUSHED METAL (SILVER) x 3 LOCK x1	BRUSHED METAL (SILVER) x 3 LOCK x1	BRUSHED METAL (SILVER) x 3 LOCK x1				
FINISHES	WHITE FINISH	WHITE FINISH	WHITE FINISH	WHITE FINISH				
REMARKS	-	-	-	-				

SYMBOL	D5	TOTAL = 01 no.	D6	TOTAL = 31 no.	D7	TOTAL = 2 no.
AREA	GA = 4.2 m²	GA = 4.2 m²	GA = 1.82 m²			
ELEVATION						
LOCATION	DINING AND LIVING ENTRANCE	BALCONY	CHANGING ROOM/MAID'S ROOM			
QUANTITY	01	31	02			
DOOR FRAME	TIMBER, NYATOH OR EQUIVALENT	TIMBER, NYATOH OR EQUIVALENT	TIMBER, NYATOH OR EQUIVALENT			
DOOR PANEL	TIMBER PANEL WITH 6mm FLOAT GLASS	TIMBER PANEL WITH 6mm FLOAT GLASS	TIMBER PANEL			
LOCK/HINGES	BRUSHED METAL (SILVER) x 3 LOCK x1	BRUSHED METAL (SILVER) x 3 LOCK x1	BRUSHED METAL (SILVER) x 3 LOCK x1			
FINISHES	WHITE FINISH	WHITE FINISH	WHITE FINISH			
REMARKS	-	-	-			

CLIENT: MINISTRY OF HIGHER EDUCATION, LABOUR & SKILLS DEVELOPMENT		
DESIGN BY: MINISTRY OF HIGHER EDUCATION, LABOUR & SKILLS DEVELOPMENT		
WARNING: - Contractor to verify all dimensions of existing works on site before commencing any work or preparing shop drawings. - Do not scale drawings, use written dimensions only. - This drawing is to be read in conjunction with the specifications and conditions of contract.		
PROJECT: PROPOSED GA. VILLINGILI TVET CENTER & STUDENT ACCOMMODATION		
PHASE: <input type="radio"/> CONCEPT DESIGN <input checked="" type="radio"/> DESIGN DEVELOPMENT <input type="radio"/> TENDER DOCUMENT <input type="radio"/> FOR CONSTRUCTION <input type="radio"/> AS BUILD DRAWINGS		
DESIGNER	NAME	SIGNATURE
ARCHITECT	ABDULLA ANEEL	
ARCHITECT	ALI ZAMEER	
ENGINEER	NAASHI JAMAAL	
ENGINEER	ABDULL NASEETH	
DATE		DWG. NO:
20.08.2025		AR12
SCALE	-	

SYMBOL	W1	TOTAL = 12 no.	W2	TOTAL = 5 no.	W3	TOTAL = 2 no.	W4	TOTAL = 4 no.	W5	TOTAL = 3 no.
AREA		GA = 1.05 m²		GA = 1.26 m²		GA = 1.54 m²		GA = 2.66 m²		GA = 2.45 m²
ELEVATION										
FFL LVL.										
LOCATION	GYMNASIUM/ RECREATION CENTER / STUDY ROOM		KITCHEN/ DINING/ DINING LIVING		MAID'S ROOM / WARDEN ROOM		GENT'S PRAYER ROOM /STUDY ROOM /MAIN STORAGE		COMMON AREA / STUDY ROOM / MAIN STORAGE	
QUANTITY	07		05		02		04		03	
DOOR FRAME	TIMBER, NYATOH OR EQUIVALENT		TIMBER, NYATOH OR EQUIVALENT		TIMBER, NYATOH OR EQUIVALENT		TIMBER, NYATOH OR EQUIVALENT		TIMBER, NYATOH OR EQUIVALENT	
DOOR PANEL	TIMBER PANEL WITH 6mm FLOAT GLASS		TIMBER PANEL WITH 6mm FLOAT GLASS		TIMBER PANEL WITH 6mm FLOAT GLASS		TIMBER PANEL WITH 6mm FLOAT GLASS		TIMBER PANEL WITH 6mm FLOAT GLASS	
LOCK/HINGES	BRUSHED METAL (SILVER) x 3 LOCK x1		BRUSHED METAL (SILVER) x 3 LOCK x1		BRUSHED METAL (SILVER) x 3 LOCK x1		BRUSHED METAL (SILVER) x 6 LOCK x1		BRUSHED METAL (SILVER) x 6 LOCK x1	
FINISHES	WHITE FINISH		WHITE FINISH		WHITE FINISH		WHITE FINISH		WHITE FINISH	
REMARKS	-		-		-		-		-	

SYMBOL	W6	TOTAL = 05 no.	W7	TOTAL = 04 no.	W8	TOTAL = 31 no.	V1	TOTAL = 33 no.
AREA		GA = 3.99 m²		GA = 1.68 m²		GA = 2.1 m²		GA = 0.58 m²
ELEVATION								
FFL LVL.								
LOCATION	STAIRCASE AREA		STAIRCASE AREA		BED ROOM		TOILET	
QUANTITY	05		05		31		33	
DOOR FRAME	TIMBER, NYATOH OR EQUIVALENT		TIMBER, NYATOH OR EQUIVALENT		TIMBER, NYATOH OR EQUIVALENT		TIMBER, NYATOH OR EQUIVALENT	
DOOR PANEL	6mm FLOAT FIX GLASS		6mm FLOAT FIX GLASS		6mm FLOAT FIX GLASS		TIMBER PANEL WITH 6mm FLOAT GLASS	
LOCK/HINGES	-		-		-		-	
FINISHES	WHITE FINISH		WHITE FINISH		WHITE FINISH		WHITE FINISH	
REMARKS	-		-		-		-	

CLIENT: MINISTRY OF HIGHER EDUCATION, LABOUR & SKILLS DEVELOPMENT		
DESIGN BY: MINISTRY OF HIGHER EDUCATION, LABOUR & SKILLS DEVELOPMENT		
WARNING: <ul style="list-style-type: none">Contractor to verify all dimensions of existing works on site before commencing any work or preparing shop drawings.Do not scale drawings, use written dimensions only.This drawing is to be read in conjunction with the specifications and conditions of contract.		
PROJECT: PROPOSED GA. VILINGILI TVET CENTER & STUDENT ACCOMMODATION		
PHASE: <input type="radio"/> CONCEPT DESIGN <input checked="" type="radio"/> DESIGN DEVELOPMENT <input type="radio"/> TENDER DOCUMENT <input type="radio"/> FOR CONSTRUCTION <input type="radio"/> AS BUILD DRAWINGS		
DESIGNATION	NAME	SIGNATURE
ARCHITECT	ABDULLA ANEEL	
ARCHITECT	ALI ZAMEER	
ENGINEER	NASHI JAMAL	
ENGINEER	ABDULL NASEEH	
DATE		DWG. NO:
20.08.2025		AR13
A1	A2	A3
SCALE	-	-

VENTILATION SCHEDULE

ROOM NAME / NUMBER	ROOM AREAS (SQM) (SPECIFY CENTRE TO CENTRE OR CLEAR)	WINDOW /OPENING NAME	REQUIRED OPENING AREA IN SQM (10% OF ROOM AREA)	DESIGNED OPENING AREA (sqm)	
				DESCRIPTION	TOTAL
GROUND FLOOR					
GYMNASIUM	65.65	W1x4	6.565	1.05x4	4.20 m²
RECREATION CENTER	89.00	W1x6	8.900	1.05x6	6.30 m²
STUDY ROOM	16.64	W1x2	1.664	1.05x2	2.10 m²
GENT'S PRAYER ROOM	14.44	W4x2	1.444	2.66x2	5.32 m²
LADIES' ROOM	14.44	-	1.444	-	-
WARDEN ROOM	13.85	W3	1.385	1.54	1.54 m²
DINING/LIVING	16.90	W2	1.690	1.26	1.26 m²
DINING	26.47	W2	2.647	1.26	1.26 m²
KITCHEN	11.61	W2x3	1.161	1.26x3	3.78 m²
LAUNDRY	11.61	-	1.161	-	-
COMMON AREA	20.00	-	2.000	-	-
MEP ROOM	3.05	-	0.305	-	-
MAID'S ROOM	4.28	W3	0.428	1.54	1.54 m²
TOILET-1	2.64	V1	0.264	0.58	0.58 m²
TOILET-2	2.64	V1	0.264	0.58	0.58 m²
GROUND FLOOR					
COMMON ARE	17.12	W5	1.712	2.45	2.45 m²
STUDY ROOM	9.15	D4,W5	0.915	2.66+2.45	5.11 m²
MEP ROOM	3.05	-	0.305	-	-
2 PERSON/ROOM-1, 2, 3, 4, 5, 6, 7	12.00	D6+W8	1.200	4.2+2.1	6.30 m²
2 PERSON/TOILET-1, 2, 3, 4, 5, 6, 7	2.63	V1	0.263	0.58	0.58 m²
4 PERSON/ROOM-1, 2, 3, 4	24.20	D6x2+W8x2	2.420	4.2x2+2.1x2	12.60 m²
4 PERSON/TOILET-1, 2, 3, 4	5.45	V1x2	0.545	0.58x2	1.16 m²
GROUND FLOOR					
MAIN STORAGE	9.16	W5+W4	0.916	2.45+2.66	5.11 m²
MEP ROOM	3.18	-	0.318	-	-
4 PERSON/ROOM-1, 2, 3, 4, 5, 6, 7, 8	24.20	D6x2+W8x2	2.420	4.2x2+2.1x2	12.60 m²
4 PERSON/TOILET-1, 2, 3, 4, 5, 6, 7, 8	5.45	V1x2	0.545	0.58x2	1.16 m²

CLIENT:
MINISTRY OF HIGHER EDUCATION, LABOUR & SKILLS DEVELOPMENT

DESIGN BY:
MINISTRY OF HIGHER EDUCATION, LABOUR & SKILLS DEVELOPMENT

WARNING:

Contractor to verify all dimensions of existing works on site before commencing any work or preparing shop drawings.

Do not scale drawings, use written dimensions only.

This drawing is to be read in conjunction with the specifications and conditions of contract.

PROJECT:
PROPOSED GA. VILLINGUJ TVET CENTER & STUDENT ACCOMMODATION

PHASE:

☐ CONCEPT DESIGN

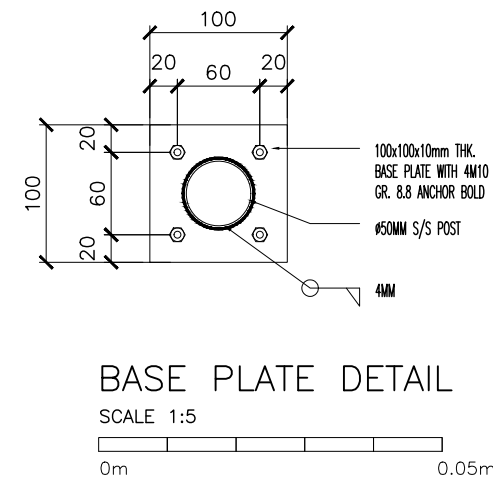
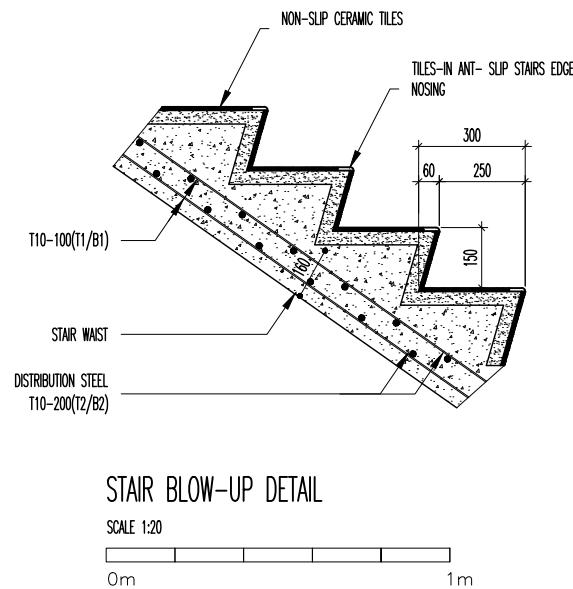
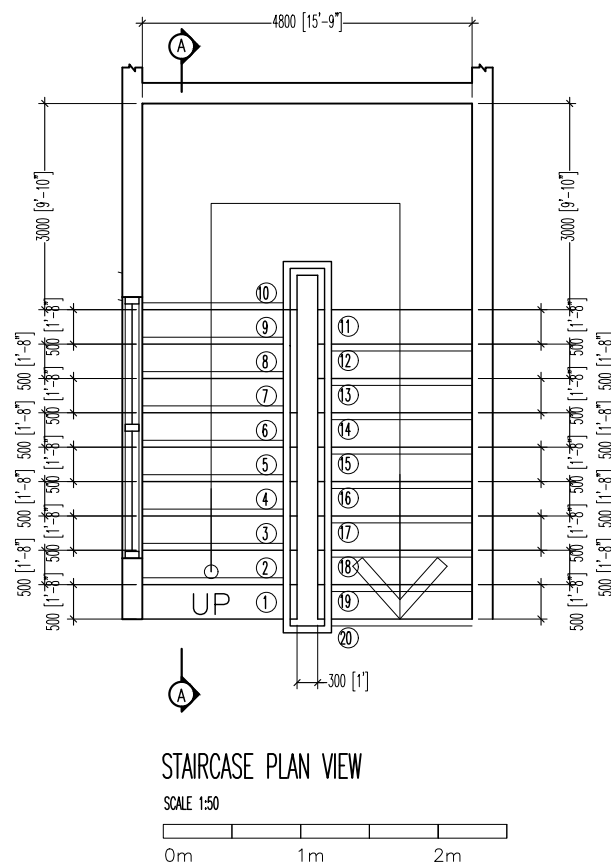
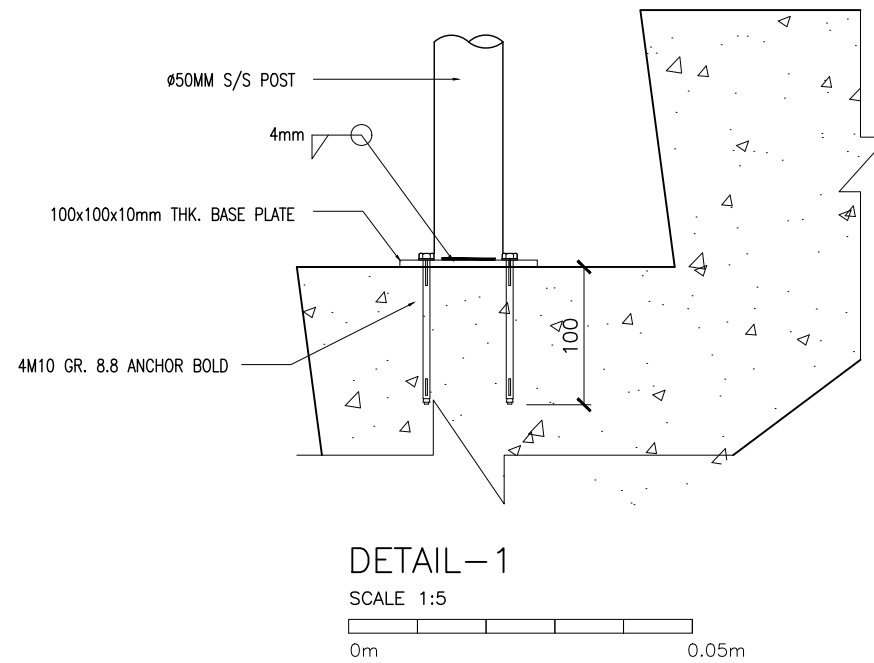
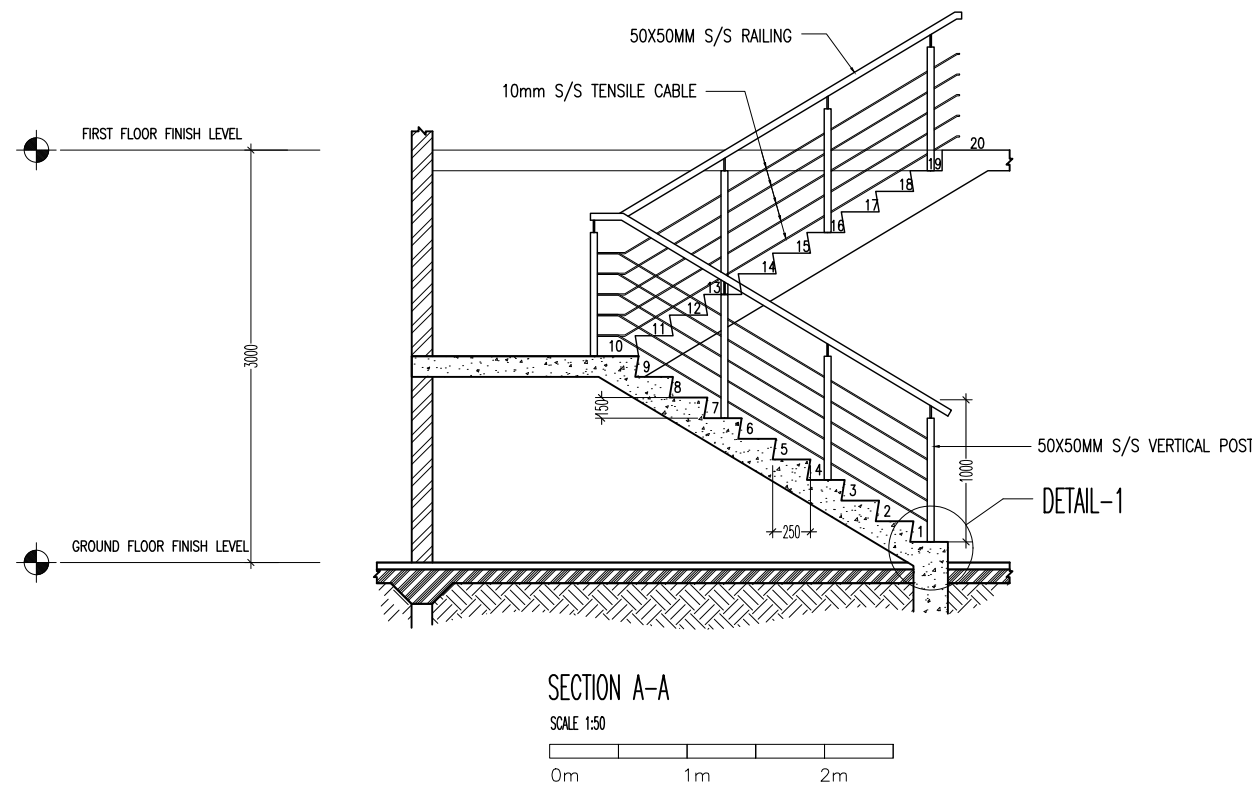
☒ DESIGN DEVELOPMENT

☐ TENDER DOCUMENT

☐ FOR CONSTRUCTION

☐ AS BUILD DRAWINGS

DESIGNATION	NAME	SIGNATURE
ARCHITECT	ABDULLA ANEEL	
ARCHITECT	ALI ZAMEER	
ENGINEER	NAASH JAMMAL	
ENGINEER	ABDULL NASEEH	
	DATE 20.08.2025	DWG. NO: AR14
	A1 A2 A3	
SCALE	- -	



NOTE:
ALL STEEL ITEMS SHOULD BE S/S 316.

GROUND FLR LVL TO FIRST FLR LVL (3000MM)	
NO. OF STEPS	20
RISER	150 MM
THREAD	300 MM

CLIENT:
MINISTRY OF HIGHER EDUCATION, LABOUR & SKILLS
DEVELOPMENT

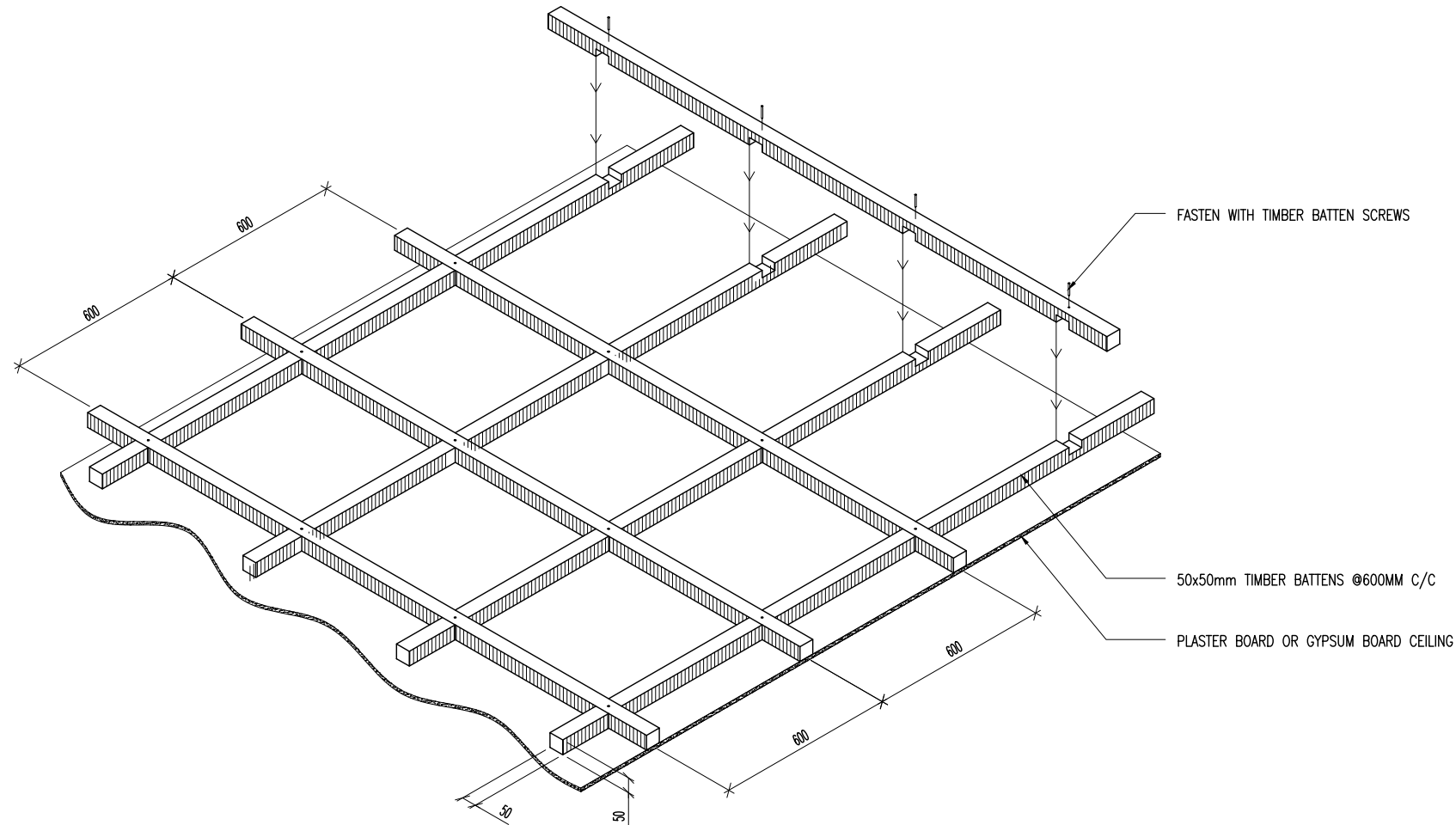
DESIGN BY:
MINISTRY OF HIGHER EDUCATION, LABOUR & SKILLS
DEVELOPMENT

WARNING:
- Contractor to verify all dimensions of existing works on site before commencing any work or preparing shop drawings.
- Do not scale drawings, use written dimensions only.
- This drawing is to be read in conjunction with the specifications and conditions of contract.

PROJECT:
PROPOSED GA. VILLINGU TVET CENTER &
STUDENT ACCOMMODATION

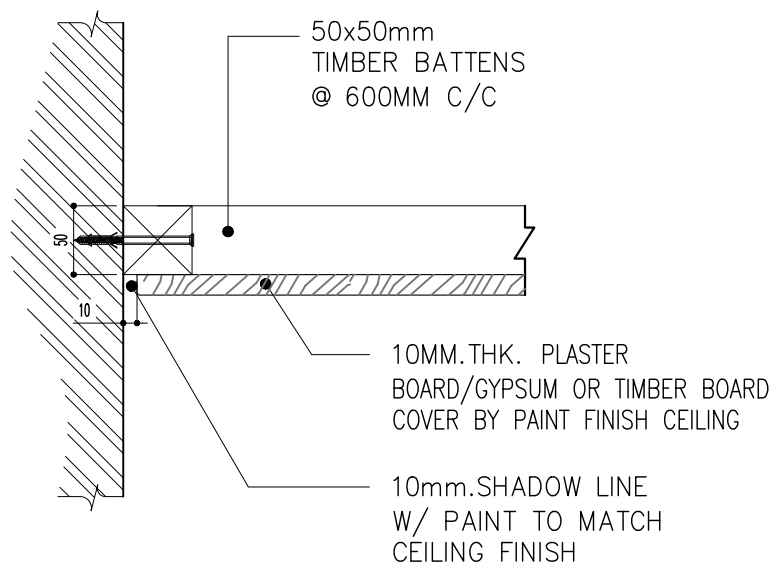
PHASE:
☐ CONCEPT DESIGN
☒ DESIGN DEVELOPMENT
☐ TENDER DOCUMENT
☐ FOR CONSTRUCTION
☐ AS BUILD DRAWINGS

DESIGNATION	NAME	SIGNATURE
ARCHITECT	ABDULLA ANEEL	
ARCHITECT	ALI ZAMEER	
ENGINEER	NAASH JAMAL	
ENGINEER	ABDULL NASEEH	
DATE		DWG. NO:
20.08.2025		AR15
SCALE	A1 A2 A3	



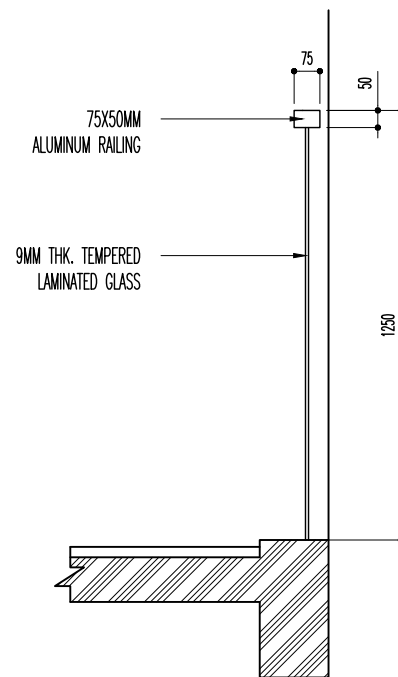
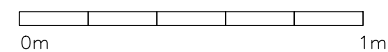
TYPICAL ROOM CEILING
ISOMETRIC VIEW

SCALE 1:20



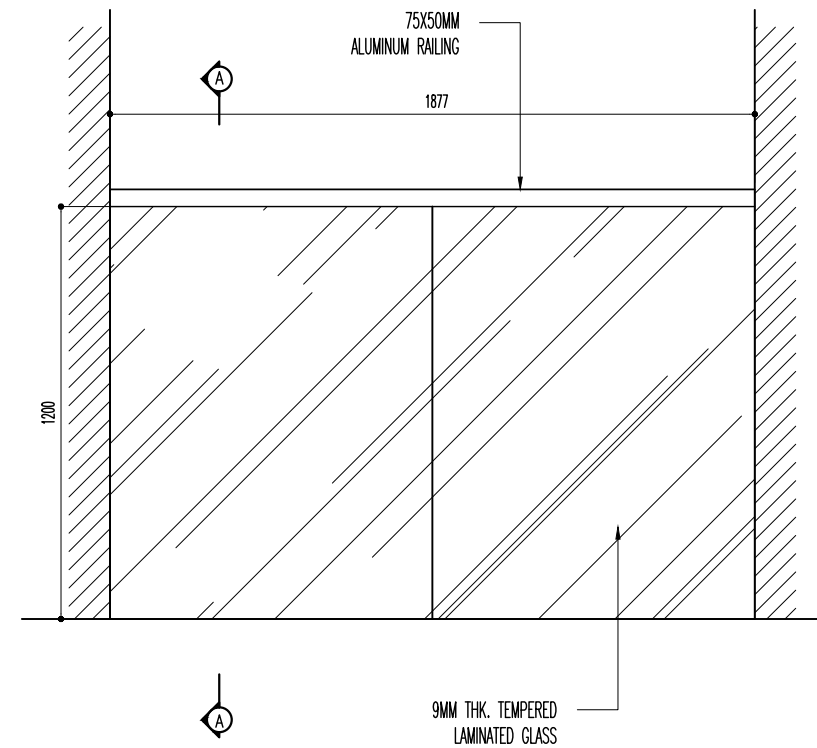
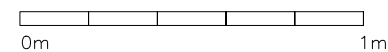
TYPICAL CEILING DETAIL

SCALE 1:5



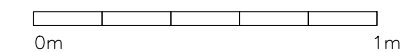
SECTION A-A

SCALE 1:20





TYPICAL BALCONY DETAIL

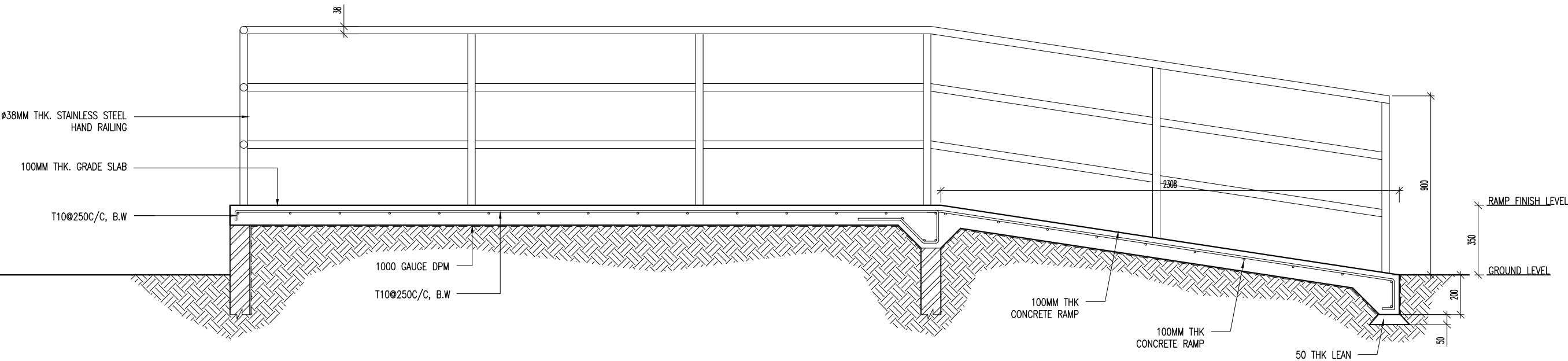
SCALE 1:20



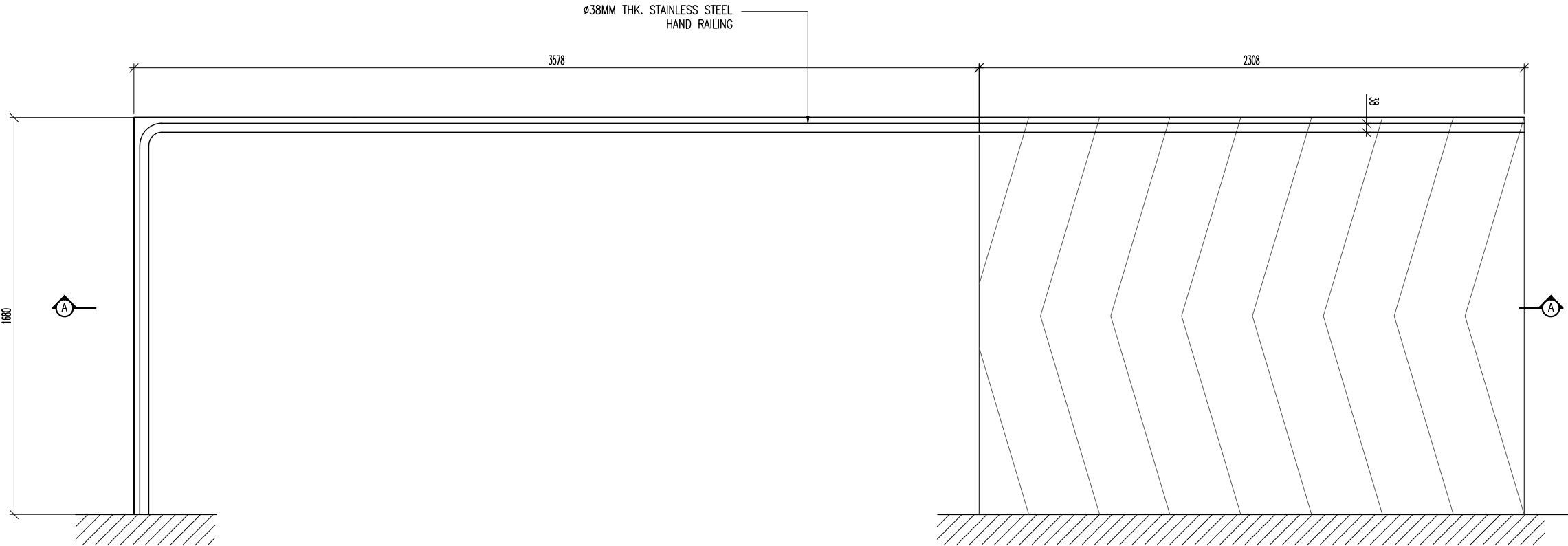
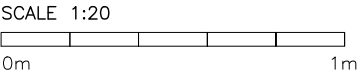
CLIENT: MINISTRY OF HIGHER EDUCATION, LABOUR & SKILLS DEVELOPMENT		
DESIGN BY: MINISTRY OF HIGHER EDUCATION, LABOUR & SKILLS DEVELOPMENT		
WARNING: - Contractor to verify all dimensions of existing works on site before commencing any work or preparing shop drawings. - Do not scale drawings, use written dimensions only. - This drawing is to be read in conjunction with the specifications and conditions of contract.		
PROJECT: PROPOSED GA. VILLINGILI TVET CENTER & STUDENT ACCOMMODATION		
PHASE: <input type="radio"/> CONCEPT DESIGN <input checked="" type="radio"/> DESIGN DEVELOPMENT <input type="radio"/> TENDER DOCUMENT <input type="radio"/> FOR CONSTRUCTION <input type="radio"/> AS BUILD DRAWINGS		
DESIGNATION	NAME	SIGNATURE
ARCHITECT	ABDULLA ANEEL	
ARCHITECT	AJ ZAMEER	
ENGINEER	NASHI JAMAL	
ENGINEER	ABDULL NASEEH	
	DATE	DWG. NO.
	20.08.2025	AR16
	A1 A2 A3	
SCALE	- -	



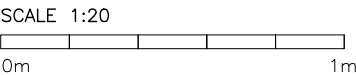
CLIENT: MINISTRY OF HIGHER EDUCATION, LABOUR & SKILLS DEVELOPMENT		
DESIGN BY: MINISTRY OF HIGHER EDUCATION, LABOUR & SKILLS DEVELOPMENT		
WARNING: – Contractor to verify all dimensions of existing works on site before commencing any work or preparing shop drawings. – Do not scale drawings, use written dimensions only. – This drawing is to be read in conjunction with the specifications and conditions of contract.		
PROJECT: PROPOSED GA. VILLINGILI TVET CENTER & STUDENT ACCOMMODATION		
PHASE: <input type="radio"/> CONCEPT DESIGN <input checked="" type="radio"/> DESIGN DEVELOPMENT <input type="radio"/> TENDER DOCUMENT <input type="radio"/> FOR CONSTRUCTION <input type="radio"/> AS BUILD DRAWINGS		
DESIGNATION	NAME	SIGNATURE
ARCHITECT	ABDULLA ANEEL	
ARCHITECT/EXEC	ALI ZAMEER	
ENGINEER	NWASH JAMAL	
ENGINEER/EXEC	ABDULL NASEEH	
	DATE 20.08.2025	DWG. NO: AR17
	A1 A2 A3	
SCALE	- -	



SECTION A-A



TYPICAL RAMP PLAN VIEW

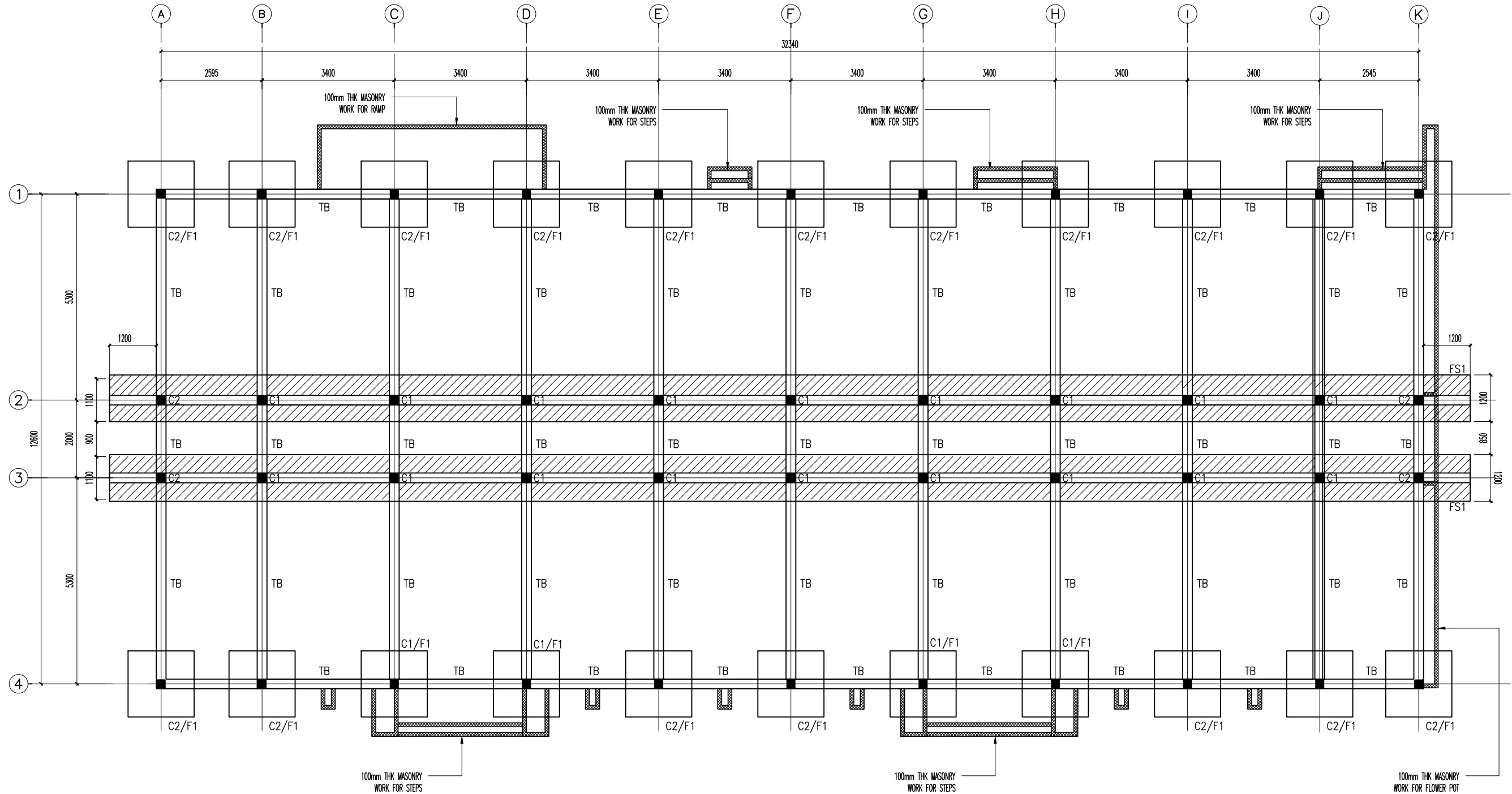


CLIENT: MINISTRY OF HIGHER EDUCATION, LABOUR & SKILLS DEVELOPMENT		
DESIGN BY: MINISTRY OF HIGHER EDUCATION, LABOUR & SKILLS DEVELOPMENT		
WARNING: - Contractor to verify all dimensions of existing works on site before commencing any work or preparing shop drawings. - Do not scale drawings, use written dimensions only. - This drawing is to be read in conjunction with the specifications and conditions of contract.		
PROJECT: PROPOSED GA. VILLINGILI TVET CENTER & STUDENT ACCOMMODATION		
PHASE: <input type="radio"/> CONCEPT DESIGN <input checked="" type="radio"/> DESIGN DEVELOPMENT <input type="radio"/> TENDER DOCUMENT <input type="radio"/> FOR CONSTRUCTION <input type="radio"/> AS BUILD DRAWINGS		
DESIGNATION	NAME	SIGNATURE
ARCHITECT	ABDULLA ANEEL	
ARCHITECT	ALI ZAMEER	
ENGINEER	NAASHI JAMAL	
ENGINEER	ABDULL NASEEH	
	DATE 20.08.2025	DWG. NO: AR18
	A1 A2 A3	
SCALE	- -	

PROPOSED STUDENT'S ACCOMMODATION
GA. VILLINGILI TVET CENTER


STRUCTURAL DRAWINGS

01.10.2025

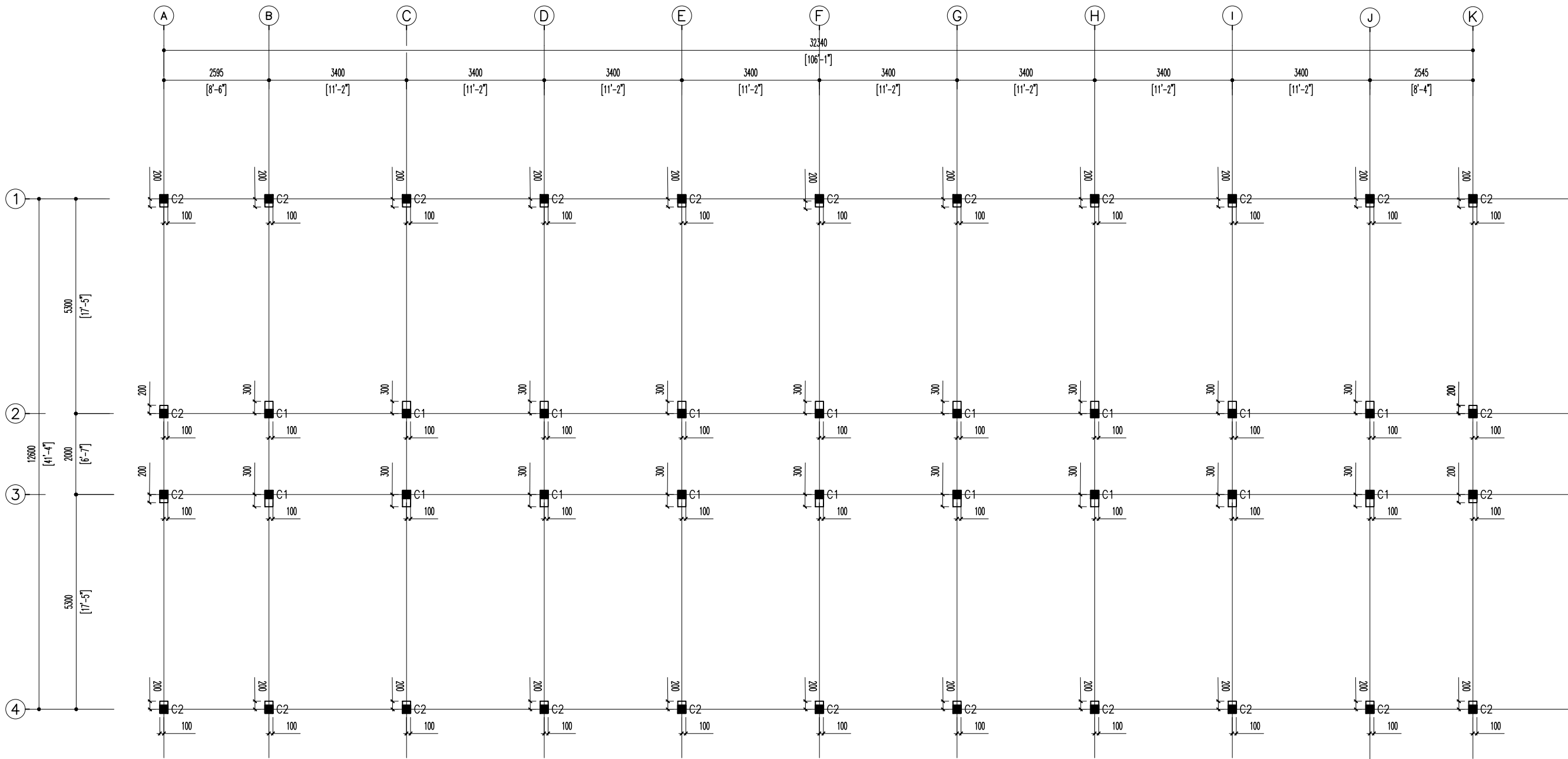


FOUNDATION PLAN

SCALE 1:100



CLIENT: MINISTRY OF HIGHER EDUCATION, LABOUR & SKILLS DEVELOPMENT		
DESIGN BY: MINISTRY OF HIGHER EDUCATION, LABOUR & SKILLS DEVELOPMENT		
WARNING: - Contractor to verify all dimensions of existing works on site before commencing any work or preparing shop drawings. - Do not scale drawings, use written dimensions only. - This drawing is to be read in conjunction with the specifications and conditions of contract.		
PROJECT: PROPOSED GA. VILLINGILI TVET CENTER & STUDENT ACCOMMODATION		
PHASE: <input type="radio"/> CONCEPT DESIGN <input checked="" type="radio"/> DESIGN DEVELOPMENT <input type="radio"/> TENDER DOCUMENT <input type="radio"/> FOR CONSTRUCTION <input type="radio"/> AS BUILD DRAWINGS		
DESIGNATION	NAME	SIGNATURE
ARCHITECT	ABDULLA ANEEL	
ARCHITECT	ALI ZAMEER	
ENGINEER	NAMSHI JAMAAL	
ENGINEER	ABDULL NASEEH	
DATE 20.08.2025		DWG. NO. ST02
SCALE	A1 A2 A3	



COLUMN PLAN

SCALE 1:100



CLIENT:
MINISTRY OF HIGHER EDUCATION, LABOUR & SKILLS
DEVELOPMENT

DESIGN BY:
MINISTRY OF HIGHER EDUCATION, LABOUR & SKILLS
DEVELOPMENT

WARNING:

- Contractor to verify all dimensions of existing works on site before commencing any work or preparing shop drawings.
- Do not scale drawings, use written dimensions only.
- This drawing is to be read in conjunction with the specifications and conditions of contract.

PROJECT:

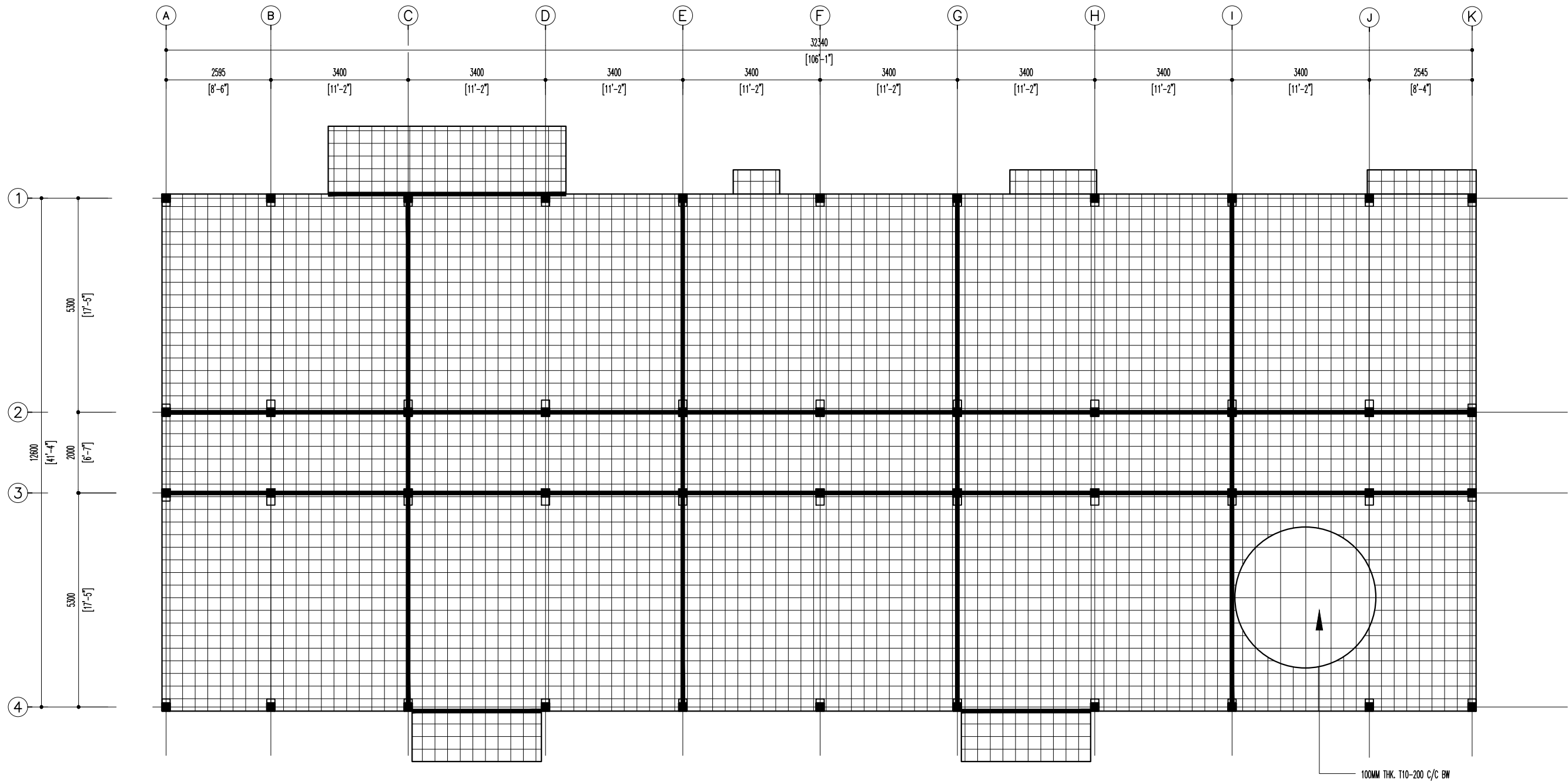
PROPOSED GA. VILLINGILI TVET CENTER &
STUDENT ACCOMMODATION

PHASE:

- CONCEPT DESIGN
- DESIGN DEVELOPMENT
- TENDER DOCUMENT
- FOR CONSTRUCTION
- AS BUILD DRAWINGS


DESIGNATION	NAME	SIGNATURE
ARCHITECT	ABDULLA ANEEL	
ARCHITECT	ALI ZAMEER	
ENGINEER	NAASHI JAMAAL	
ENGINEER	ABDULL NASEEH	

DATE		DWG. NO: ST03
A1	A2 A3	
SCALE	- -	



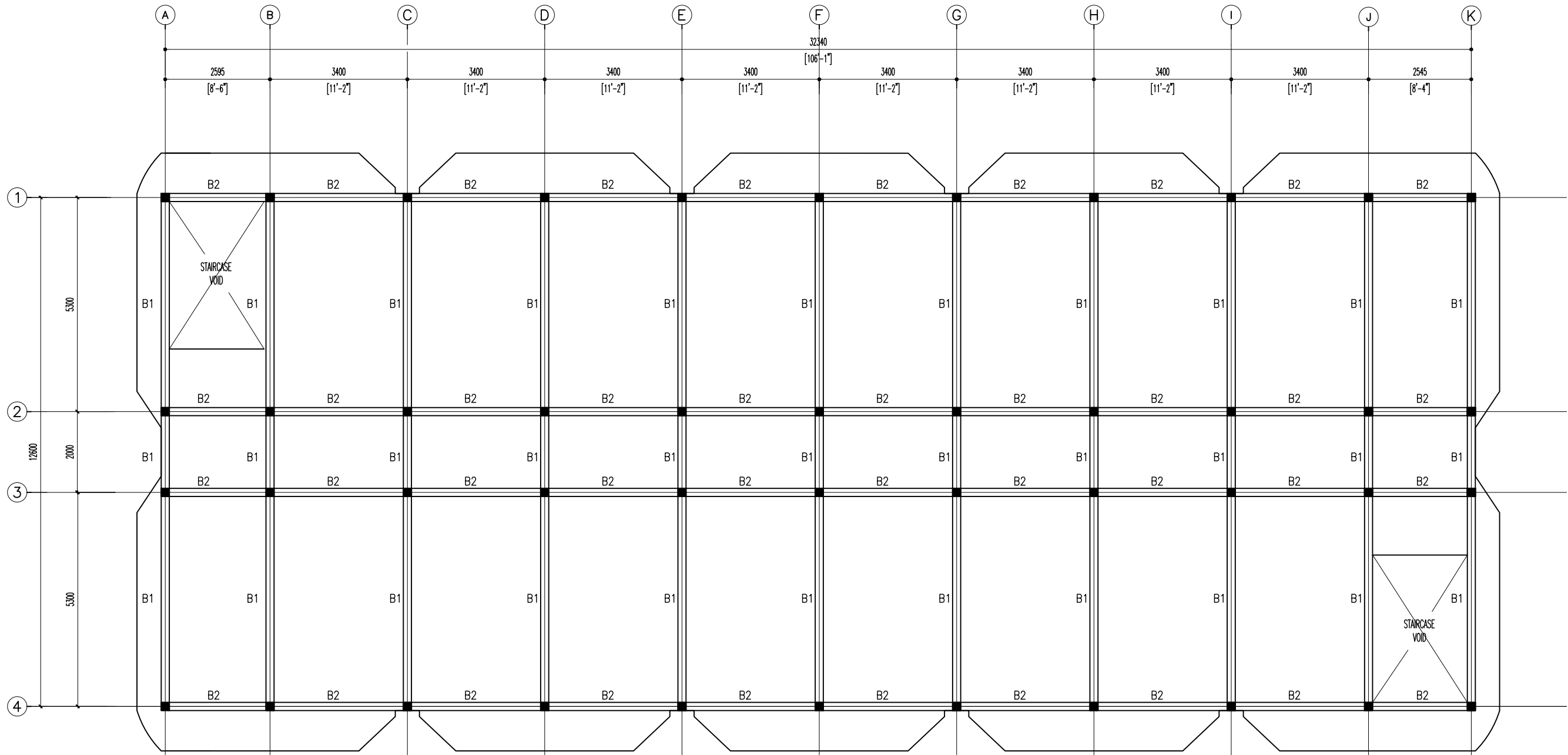
GROUND FLOOR SLAB PLAN

SCALE 1:100




NOTES:
SLAB THICKNESS = 100MM
GROUND FLOOR SLAB = 100MM THK T10@200 B/W
EACH TOILET SHOULD HAVE A SLAB DROP OF 50MM

CLIENT: MINISTRY OF HIGHER EDUCATION, LABOUR & SKILLS DEVELOPMENT		
DESIGN BY: MINISTRY OF HIGHER EDUCATION, LABOUR & SKILLS DEVELOPMENT		
WARNING: <ul style="list-style-type: none">Contractor to verify all dimensions of existing works on site before commencing any work or preparing shop drawings.Do not scale drawings, use written dimensions only.This drawing is to be read in conjunction with the specifications and conditions of contract.		
PROJECT: PROPOSED GA. VILLINGILI TVET CENTER & STUDENT ACCOMMODATION		
PHASE: <ul style="list-style-type: none"><input type="radio"/> CONCEPT DESIGN<input checked="" type="radio"/> DESIGN DEVELOPMENT<input type="radio"/> TENDER DOCUMENT<input type="radio"/> FOR CONSTRUCTION<input type="radio"/> AS BUILD DRAWINGS		
DESIGNATION	NAME	SIGNATURE
ARCHITECT	ABDULLA ANEEL	
ARCHITECT	ALI ZAMEER	
ENGINEER	NAASHI JAMAL	
ENGINEER	ABDULL NASEEH	
DATE		DWG. NO.
20.08.2025		ST04
A1	A2	A3
SCALE	-	-




1ST FLOOR BEAM PLAN

SCALE 1:100



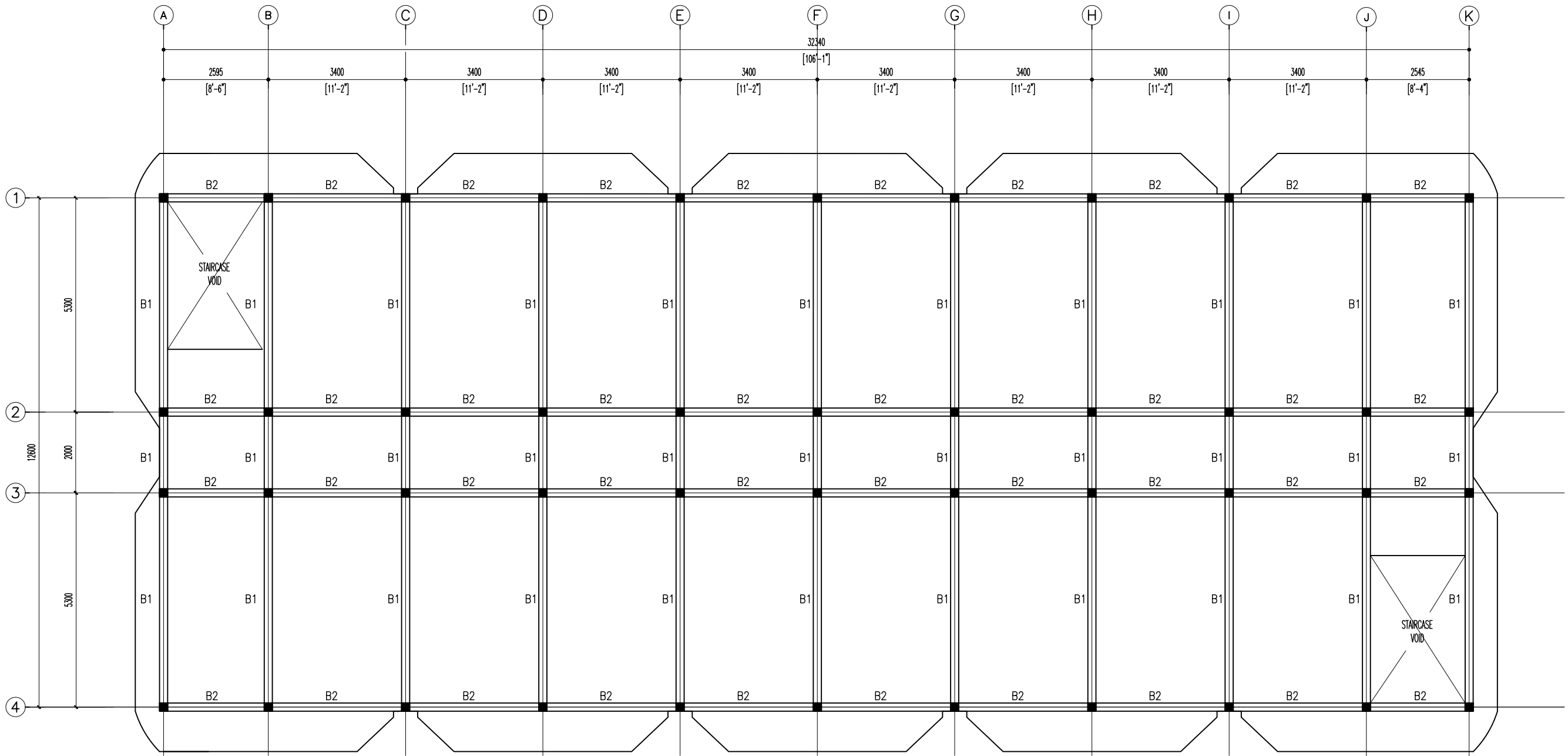
CLIENT: MINISTRY OF HIGHER EDUCATION, LABOUR & SKILLS DEVELOPMENT		
DESIGN BY: MINISTRY OF HIGHER EDUCATION, LABOUR & SKILLS DEVELOPMENT		
WARNING: <ul style="list-style-type: none">Contractor to verify all dimensions of existing works on site before commencing any work or preparing shop drawings.Do not scale drawings, use written dimensions only.This drawing is to be read in conjunction with the specifications and conditions of contract.		
PROJECT: PROPOSED GA. VILLINGILI TVET CENTER & STUDENT ACCOMMODATION		
PHASE: <input type="radio"/> CONCEPT DESIGN <input checked="" type="radio"/> DESIGN DEVELOPMENT <input type="radio"/> TENDER DOCUMENT <input type="radio"/> FOR CONSTRUCTION <input type="radio"/> AS BUILD DRAWINGS		
DESIGNATION	NAME	SIGNATURE
ARCHITECT	ABDULLA ANEEL	
ENGINEER	ALI ZAMEER	
ENGINEER	NASHI JAMAAL	
ENGINEER	ABDULL NASEEH	
DATE 20.08.2025		DWG. NO: ST05
SCALE - -		



SLAB THICKNESS = 150MM
COVER TO SLAB : 25MM MIN. 30 MM MAX.
COVER TO BEAMS : 30-35MM
COVER TO COLUMNS : 40MM
LAPS : 45Ø (Ø=BAR DIAMETER)
CONCRETE MIX : 1:2:3
UNLESS OTHER STATED
TOP RFMT. : T10@100 C/C BOTHWAYS
BOTTOM RFMT. : T10@100 C/C BOTHWAYS
REINFORCEMENT BARS WILL BE DISCONTINU
ALL EXTRA BARS: 3T12@50 C/C (T/B) UN
EACH TOILET SHOULD HAVE A SLAB DROP

SLAB THICKNESS = 130MM
COVER TO SLAB : 25MM MIN. 30 MM MAX.
COVER TO BEAMS : 30-35MM
COVER TO COLUMNS : 40MM
LAPS : 45 ϕ (ϕ =BAR DIAMETER)
CONCRETE MIX : 1:2:3
UNLESS OTHER STATED
TOP RFMT. : T10@200 C/C BOTHWAYS (THROUGHOUT) NOT SHOWN
BOTTOM RFMT. : T10@200 C/C BOTHWAYS (THROUGHOUT) NOT SHOWN
REINFORCEMENT BARS WILL BE DISCONTINUOUS OVER VOIDS
ALL EXTRA BARS: 3T12 ϕ 50 C/C (T/B) UNLESS STATED OTHERWISE
EACH TOILET SHOULD HAVE A SLAB DROP OF 50MM

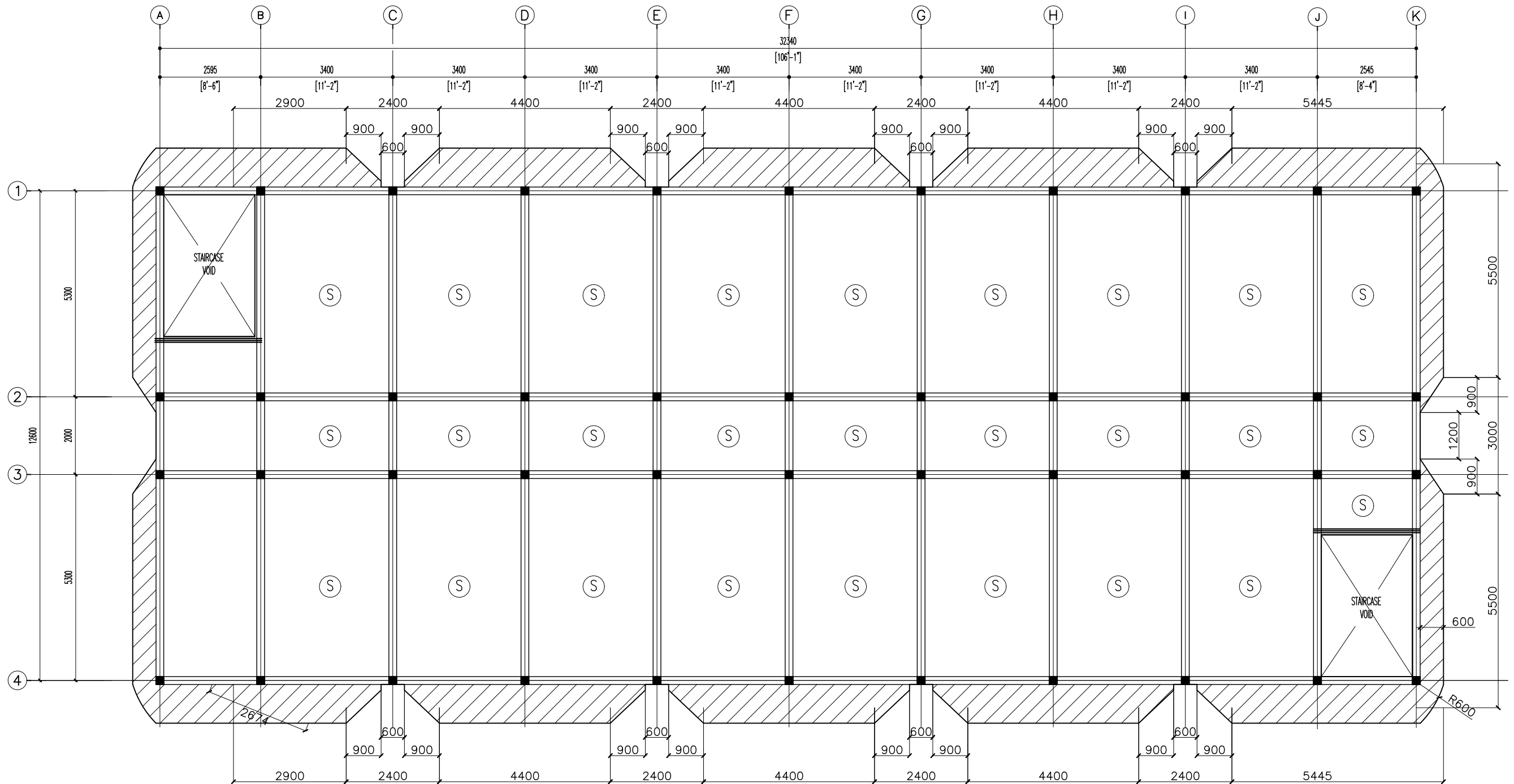
CLIENT: MINISTRY OF HIGHER EDUCATION, LABOUR & SKILLS DEVELOPMENT			
DESIGN BY: MINISTRY OF HIGHER EDUCATION, LABOUR & SKILLS DEVELOPMENT			
WARNING: – Contractor to verify all dimensions of existing works on site before commencing any work or preparing shop drawings. – Do not scale drawings, use written dimensions only. – This drawing is to be read in conjunction with the specifications and conditions of contract.			
PROJECT: PROPOSED GA. VILLINGILI TVET CENTER & STUDENT ACCOMMODATION			
PHASE: <input type="radio"/> CONCEPT DESIGN <input checked="" type="radio"/> DESIGN DEVELOPMENT <input type="radio"/> TENDER DOCUMENT <input type="radio"/> FOR CONSTRUCTION <input type="radio"/> AS BUILD DRAWINGS			
DESIGNATION	NAME		SIGNATURE
ARCHITECT	ABDULLA ANEEL		
MECHANICAL ENGINEER	ALI ZAMEER		
ELECTRICAL ENGINEER	NAYASH JAMMAL		
CIVIL ENGINEER	ABDULL NASEEH		
DATE 20.08.2025		DWG. NO. ST06	
SCALE	A1	A2	A3
	-	-	




2ND FLOOR BEAM PLAN
SCALE 1:100



CLIENT: MINISTRY OF HIGHER EDUCATION, LABOUR & SKILLS DEVELOPMENT		
DESIGN BY: MINISTRY OF HIGHER EDUCATION, LABOUR & SKILLS DEVELOPMENT		
WARNING: - Contractor to verify all dimensions of existing works on site before commencing any work or preparing shop drawings. - Do not scale drawings, use written dimensions only. - This drawing is to be read in conjunction with the specifications and conditions of contract.		
PROJECT: PROPOSED GA. VILLINGILI TVET CENTER & STUDENT ACCOMMODATION		
PHASE: <input type="radio"/> CONCEPT DESIGN <input checked="" type="radio"/> DESIGN DEVELOPMENT <input type="radio"/> TENDER DOCUMENT <input type="radio"/> FOR CONSTRUCTION <input type="radio"/> AS BUILD DRAWINGS		
DESIGNATION	NAME	SIGNATURE
ARCHITECT	ABDULLA ANEEL	
ARCHITECT	ALI ZAMEER	
ENGINEER	NASHI UMAMAL	
ENGINEER	ABDULL NASEEH	
	DATE	DWG. NO:
	20.08.2025	ST07
	A1 A2 A3	
SCALE	- -	



2ND FLOOR SLAB PLAN
SCALE 1:100



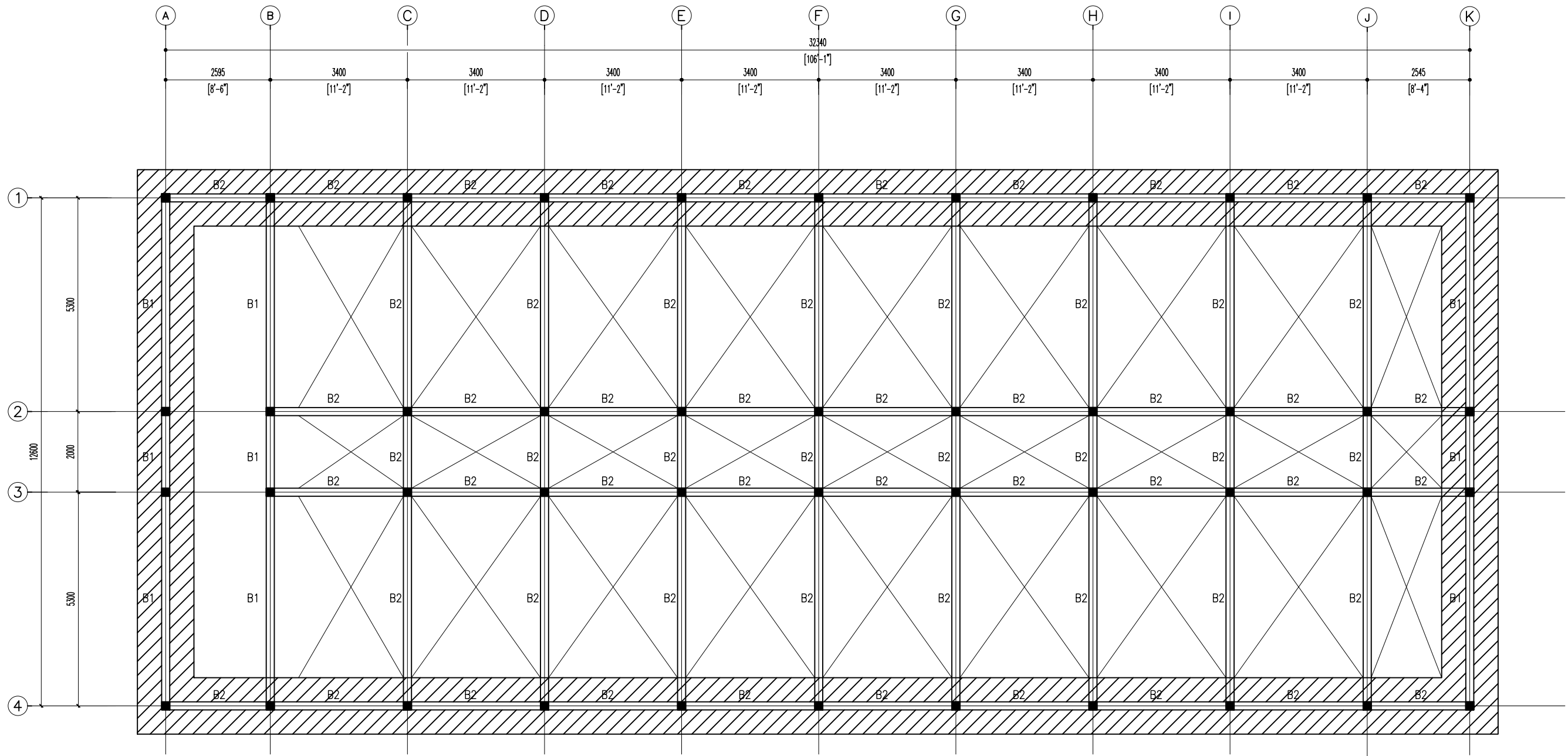
NOTES:

- SLAB THICKNESS = 150MM
COVER TO SLAB : 25MM MIN. 30 MM MAX.
COVER TO BEAMS : 30-35MM
COVER TO COLUMNS : 40MM
LAPS : 45 ϕ (ϕ =BAR DIAMETER)
CONCRETE MIX : 1:2:3
UNLESS OTHER STATED
TOP RFMT. : T10@100 C/C BOTHWAYS (THROUGHOUT) NOT SHOWN
BOTTOM RFMT. : T10@100 C/C BOTHWAYS (THROUGHOUT) NOT SHOWN
REINFORCEMENT BARS WILL BE DISCONTINUOUS OVER VOIDS
ALL EXTRA BARS: 3T12@50 C/C (T/B) UNLESS STATED OTHERWISE
EACH TOILET SHOULD HAVE A SLAB DROP OF 50MM

NOTES:

- SLAB THICKNESS = 130MM
COVER TO SLAB : 25MM MIN. 30 MM MAX.
COVER TO BEAMS : 30-35MM
COVER TO COLUMNS : 40MM
LAPS : 45 ϕ (ϕ =BAR DIAMETER)
CONCRETE MIX : 1:2:3
UNLESS OTHER STATED
TOP RFMT. : T10@200 C/C BOTHWAYS (THROUGHOUT) NOT SHOWN
BOTTOM RFMT. : T10@200 C/C BOTHWAYS (THROUGHOUT) NOT SHOWN
REINFORCEMENT BARS WILL BE DISCONTINUOUS OVER VOIDS
ALL EXTRA BARS: 3T12@50 C/C (T/B) UNLESS STATED OTHERWISE
EACH TOILET SHOULD HAVE A SLAB DROP OF 50MM

CLIENT: MINISTRY OF HIGHER EDUCATION, LABOUR & SKILLS DEVELOPMENT		
DESIGN BY: MINISTRY OF HIGHER EDUCATION, LABOUR & SKILLS DEVELOPMENT		
WARNING: - Contractor to verify all dimensions of existing works on site before commencing any work or preparing shop drawings. - Do not scale drawings, use written dimensions only. - This drawing is to be read in conjunction with the specifications and conditions of contract.		
PROJECT: PROPOSED GA. VILLINGILI TVET CENTER & STUDENT ACCOMMODATION		
PHASE: <input type="radio"/> CONCEPT DESIGN <input checked="" type="radio"/> DESIGN DEVELOPMENT <input type="radio"/> TENDER DOCUMENT <input type="radio"/> FOR CONSTRUCTION <input type="radio"/> AS BUILD DRAWINGS		
DESIGNATION	NAME	SIGNATURE
ARCHITECT	ABDULLA ANEEL	
ARCHITECT	ALI ZAMEER	
ENGINEER	NASHIH ANAAL	
ENGINEER	ABDULL NASEEH	
DATE 20.08.2025		DWG. NO: ST08
SCALE	A1 A2 A3 - - -	



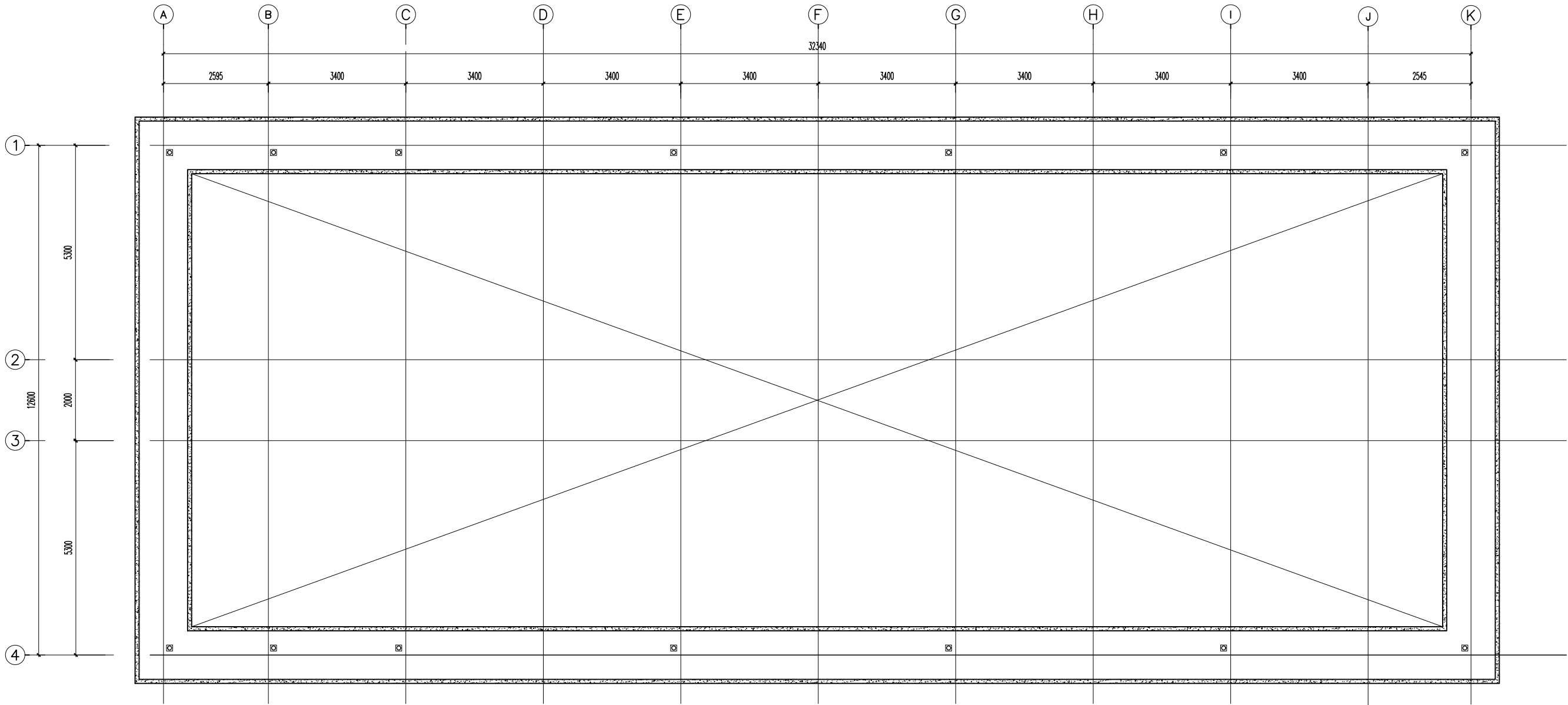
ROOF BEAM AND GUTTER SLAB PLAN
SCALE 1:100



NOTES:


SLAB THICKNESS = 150MM
COVER TO SLAB : 25MM MIN. 30 MM MAX.
COVER TO BEAMS : 30-35MM
COVER TO COLUMNS : 40MM
LAPS : 45 ϕ (ϕ =BAR DIAMETER)
CONCRETE MIX : 1:2:3
UNLESS OTHER STATED
TOP RFMT. : T12@150 C/C T1 B/W (THROUGHOUT) NOT SHOWN
TOP RFMT. : T10@200 C/C T2 B/W (THROUGHOUT) NOT SHOWN
BOTTOM RFMT. : T10@200 C/C B B/W (THROUGHOUT) NOT SHOWN
REINFORCEMENT BARS WILL BE DISCONTINUOUS OVER VOIDS
ALL EXTRA BARS: 3T12@50 C/C (T/B) UNLESS STATED OTHERWISE

CLIENT: MINISTRY OF HIGHER EDUCATION, LABOUR & SKILLS DEVELOPMENT		
DESIGN BY: MINISTRY OF HIGHER EDUCATION, LABOUR & SKILLS DEVELOPMENT		
WARNING: - Contractor to verify all dimensions of existing works on site before commencing any work or preparing shop drawings. - Do not scale drawings, use written dimensions only. - This drawing is to be read in conjunction with the specifications and conditions of contract.		
PROJECT: PROPOSED GA. VILLINGILI TVET CENTER & STUDENT ACCOMMODATION		
PHASE: <input type="radio"/> CONCEPT DESIGN <input checked="" type="radio"/> DESIGN DEVELOPMENT <input type="radio"/> TENDER DOCUMENT <input type="radio"/> FOR CONSTRUCTION <input type="radio"/> AS BUILD DRAWINGS		
DESIGNATION	NAME	SIGNATURE
ARCHITECT	ABDULLA ANEEL	
ARCHITECT	ALI ZAMEER	
ENGINEER	NAASHI JAMAL	
ENGINEER	ABDULL NASEEH	
	DATE	DWG. NO:
	20.08.2025	ST09
	A1 A2 A3	
SCALE	- -	

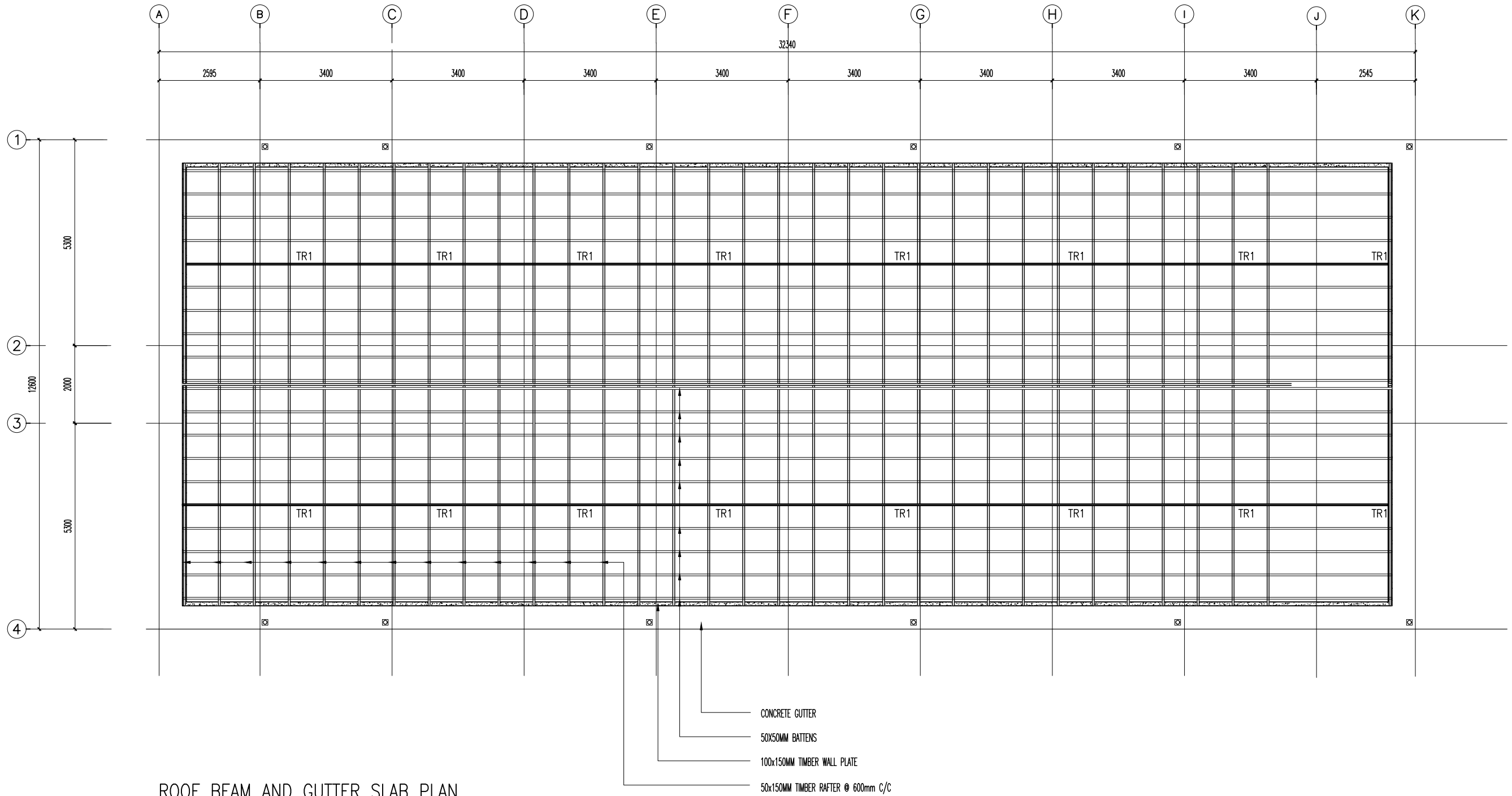


PARAPET WALL PLAN


SCALE 1:100



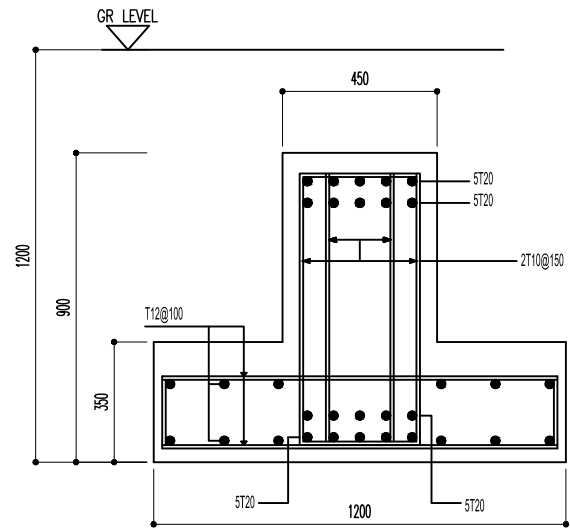
CLIENT: MINISTRY OF HIGHER EDUCATION, LABOUR & SKILLS DEVELOPMENT		
DESIGN BY: MINISTRY OF HIGHER EDUCATION, LABOUR & SKILLS DEVELOPMENT		
WARNING: – Contractor to verify all dimensions of existing works on site before commencing any work or preparing shop drawings. – Do not scale drawings, use written dimensions only. – This drawing is to be read in conjunction with the specifications and conditions of contract.		
PROJECT: PROPOSED CA. VILLINGILI TVET CENTER & STUDENT ACCOMMODATION		
PHASE: <input type="radio"/> CONCEPT DESIGN <input checked="" type="radio"/> DESIGN DEVELOPMENT <input type="radio"/> TENDER DOCUMENT <input type="radio"/> FOR CONSTRUCTION <input type="radio"/> AS BUILD DRAWINGS		
DESIGNATION	NAME	SIGNATURE
ARCHITECT	ABDULLA ANEEL	
ARCHITECT	ALI ZAMEER	
ENGINEER	NASIR JAMAL	
ENGINEER	ABDULL NASEEH	
	DATE 20.08.2025	DWG. NO: ST10
	A1 A2 A3	
SCALE	- -	



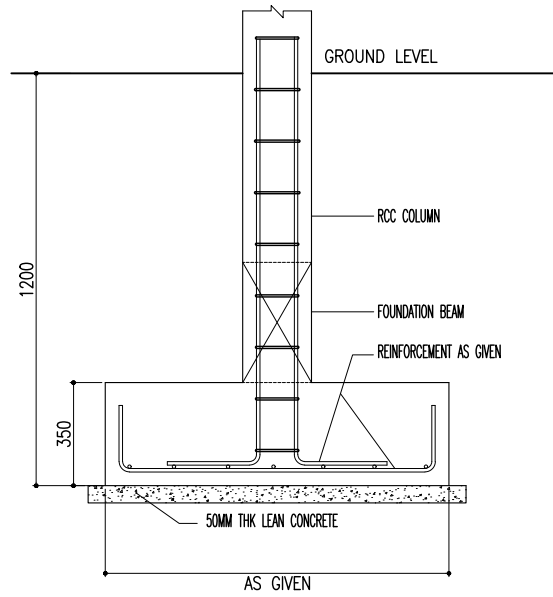
ROOF BEAM AND GUTTER SLAB PLAN
SCALE 1:100



CLIENT: MINISTRY OF HIGHER EDUCATION, LABOUR & SKILLS DEVELOPMENT		
DESIGN BY: MINISTRY OF HIGHER EDUCATION, LABOUR & SKILLS DEVELOPMENT		
WARNING: - Contractor to verify all dimensions of existing works on site before commencing any work or preparing shop drawings. - Do not scale drawings, use written dimensions only. - This drawing is to be read in conjunction with the specifications and conditions of contract.		
PROJECT: PROPOSED GA. VILLINGILI TVET CENTER & STUDENT ACCOMMODATION		
PHASE: <input type="radio"/> CONCEPT DESIGN <input checked="" type="radio"/> DESIGN DEVELOPMENT <input type="radio"/> TENDER DOCUMENT <input type="radio"/> FOR CONSTRUCTION <input type="radio"/> AS BUILT DRAWINGS		
DESIGNATION	NAME	SIGNATURE
ARCHITECT	ABDULLA ANEEL	
ARCHITECT	ALI ZAMEER	
ENGINEER	MAASHI JAMAL	
ENGINEER	ABDULL NASEEH	
DATE 20.08.2025		DWG. NO: ST11
SCALE	A1 A2 A3	



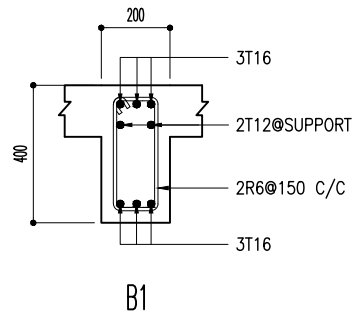
FS1
FS1 DETAIL
SCALE 1:20
0m 1m



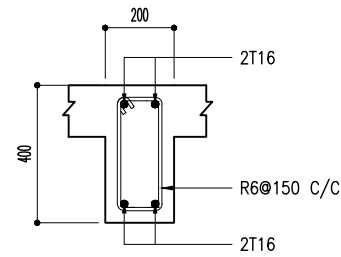
TYPICAL FOUNDATION DETAILS
SCALE 1:20
0m 1m

FOUNDING DEPTH = -900MM FROM GROUND LEVEL

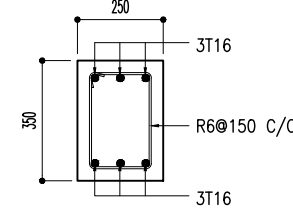
FOOTING	SIZE	REINFORCEMENT
F1	1800mm X 1800mm X 350mm	T12 @ 150 C/C B/W BOTTOM



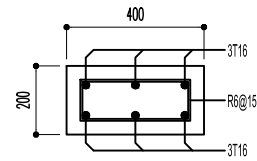
B1



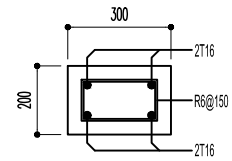
B2



TB



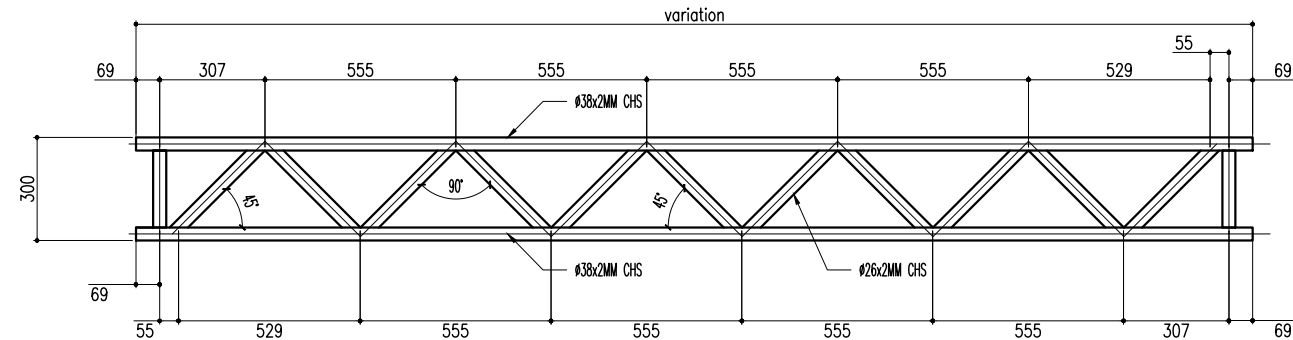
C1



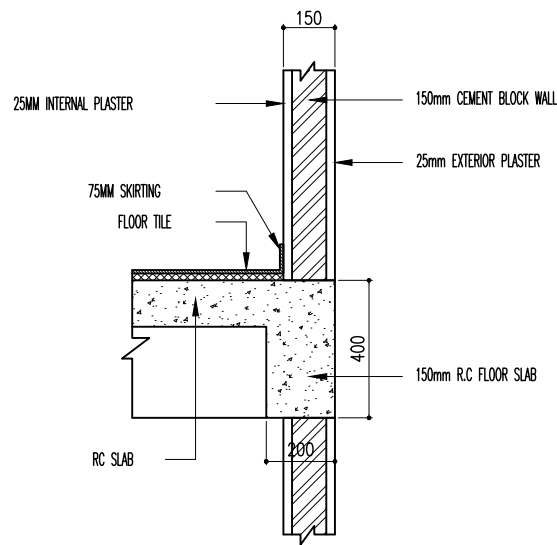
C2

BEAM DETAIL
SCALE 1:20
0m 1m

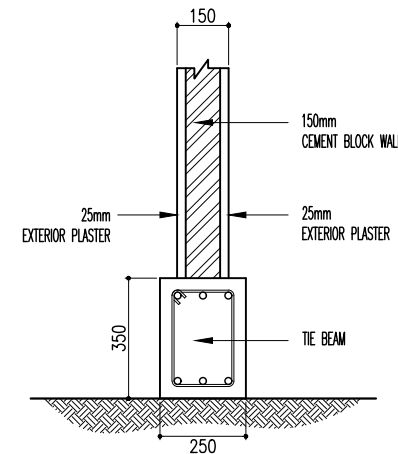
COLUMN DETAILS
SCALE 1:20
0m 1m



TYPICAL TRUSS DETAIL - TR1
SCALE 1:20
0m 1m

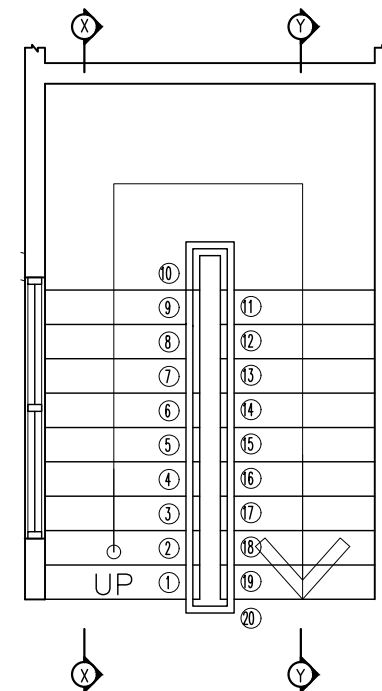
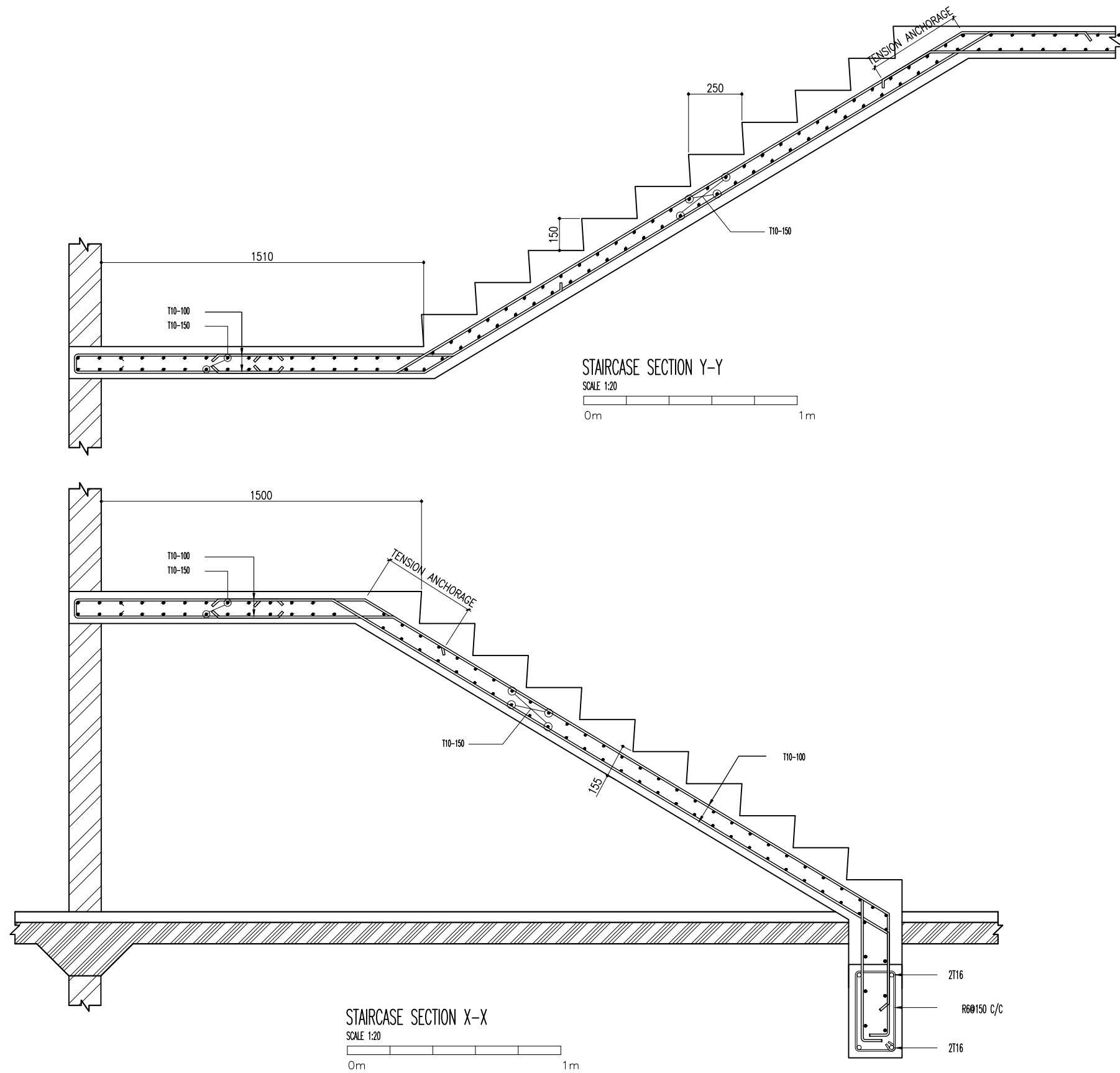


TYPICAL BEAM TO
WALL CONNECTION DETAIL
SCALE 1:20
0m 1m

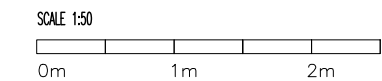


TIE BEAM WALL
CONNECTION DETAIL
SCALE 1:20
0m 1m

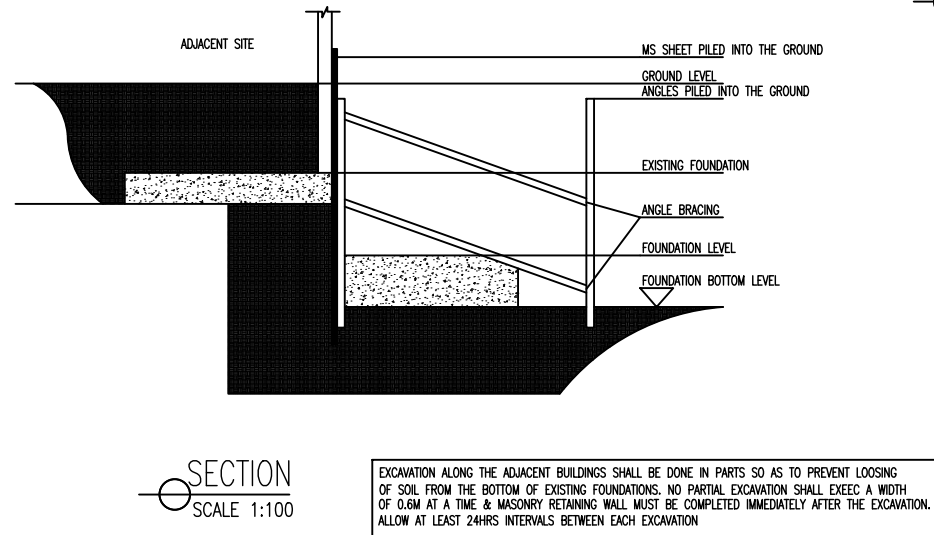
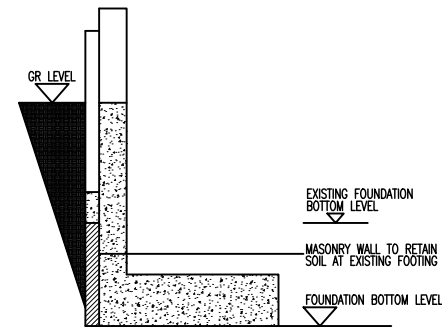
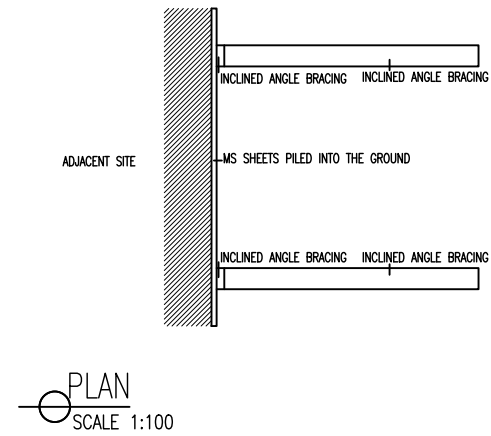
CLIENT: MINISTRY OF HIGHER EDUCATION, LABOUR & SKILLS DEVELOPMENT		
DESIGN BY: MINISTRY OF HIGHER EDUCATION, LABOUR & SKILLS DEVELOPMENT		
WARNING: - Contractor to verify all dimensions of existing works on site before commencing any work or preparing shop drawings. - Do not scale drawings, use written dimensions only. - This drawing is to be read in conjunction with the specifications and conditions of contract.		
PROJECT: PROPOSED GA. VILLINGILI TVET CENTER & STUDENT ACCOMMODATION		
PHASE: ○ CONCEPT DESIGN ● DESIGN DEVELOPMENT ○ TENDER DOCUMENT ○ FOR CONSTRUCTION ○ AS BUILD DRAWINGS		
DESIGNATION	NAME	SIGNATURE
ARCHITECT	ABDULLA ANEEL	
ARCH/ENGINEER	ALI ZAMEER	
ENGINEER	NAASHI JAMAAL	
ENGINEER	ABDULL NASEEH	
DATE 20.08.2025		DWG. NO: ST12
SCALE	A1 A2 A3 - - -	



STAIRCASE PLAN VIEW




CLIENT: MINISTRY OF HIGHER EDUCATION, LABOUR & SKILLS DEVELOPMENT		
DESIGN BY: MINISTRY OF HIGHER EDUCATION, LABOUR & SKILLS DEVELOPMENT		
WARNING: - Contractor to verify all dimensions of existing works on site before commencing any work or preparing shop drawings. - Do not scale drawings, use written dimensions only. - This drawing is to be read in conjunction with the specifications and conditions of contract.		
PROJECT: PROPOSED GA. VILLINGILI TVET CENTER & STUDENT ACCOMMODATION		
PHASE: <input type="radio"/> CONCEPT DESIGN <input checked="" type="radio"/> DESIGN DEVELOPMENT <input type="radio"/> TENDER DOCUMENT <input type="radio"/> FOR CONSTRUCTION <input type="radio"/> AS BUILD DRAWINGS		
DESIGNATION	NAME	SIGNATURE
ARCHITECT	ABDULLA ANEEL	
ARCHITECT	ALI ZAMEER	
ENGINEER	NAASHI JAMAAL	
ENGINEER	ABDULL NASEEH	
DATE 20.08.2025		DWG. NO: ST13
SCALE	A1 A2 A3 - - -	



FOUNDATION PROTECTION METHOD

SCALE 1:200



CLIENT: MINISTRY OF HIGHER EDUCATION, LABOUR & SKILLS DEVELOPMENT		
DESIGN BY: MINISTRY OF HIGHER EDUCATION, LABOUR & SKILLS DEVELOPMENT		
WARNING: <ul style="list-style-type: none"> Contractor to verify all dimensions of existing works on site before commencing any work or preparing shop drawings. Do not scale drawings, use written dimensions only. This drawing is to be read in conjunction with the specifications and conditions of contract. 		
PROJECT: PROPOSED GA. VILLINGILI TVET CENTER & STUDENT ACCOMMODATION		
PHASE: <input type="radio"/> CONCEPT DESIGN <input checked="" type="radio"/> DESIGN DEVELOPMENT <input type="radio"/> TENDER DOCUMENT <input type="radio"/> FOR CONSTRUCTION <input type="radio"/> AS BUILT DRAWINGS		
DESCRIPTION	NAME	SIGNATURE
ARCHITECT	ABDULLA ANEEL	
ARCHITECT	ALI ZAMEER	
ENGINEER	NAUSH JAMMAL	
ENGINEER	ABDULL NASEEH	
DATE 20.08.2025		DWG. NO: ST14
	A1 A2 A3	
SCALE	- -	